



Bharatiya Vidya Bhavan's

**Hazarimal Somani College of Arts & Science and
Jayaramdas Patel College of Commerce & Management Studies**

Kulapati K. M. Munshi Marg, Chowpatty, Mumbai - 400 007



RAR PART - II



RAR

PART - II



DEPARTMENTAL EVALUATIVE REPORTS

CONTENTS

Sr. No	Name of the Department	Page. No.
1.	Department of English	1 to 11
2.	Department of Hindi	12 to 14
3.	Department of Marathi	15 to 22
4.	Department of Economics	23 to 31
5.	Department of History	32 to 37
6.	Department of E.V.S	38 to 41
7.	Department of Philosophy	42 to 47
8.	Department of Sociology	48 to 54
9.	Department of Psychology	55 to 60
10.	Department of Sanskrit	61 to 65
11.	Department of Political Science	66 to 72
12.	Department of Chemistry	73 to 87
13.	Department of Physics	88 to 93
14.	Department of Botany	94 to 99
15.	Department of Zoology	100 to 107
16.	Department of Mathematics	108 to 114
17.	Department of Accountancy	115 to 121
18.	Department of Commerce	122 to 129
19.	Department of Foundation Course	130 to 138
20.	Department of Business Law	139 to 142
21.	Department of BMS Programme	143 to 152
22.	Department of BAF Programme	153 to 161
23.	Declaration by the Head of the Institution	----
24.	Certificate of Compliance	----




DEPARTMENTAL EVALUATIVE REPORTS

AIDED SECTION

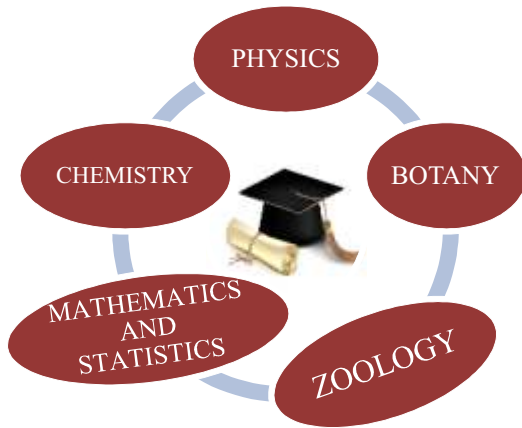
ARTS



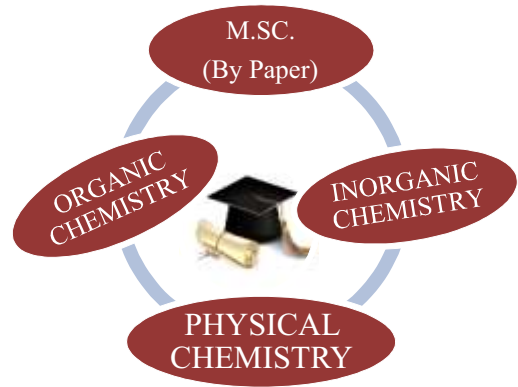
COMMERCE



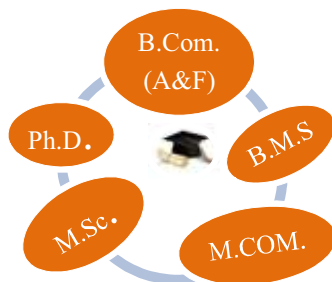
SCIENCE (U.G.)



SCIENCE (P.G.)



UN-AIDED SECTION





EVALUATION REPORT OF THE DEPARTMENT OF ENGLISH
(Academic Years- 2009 to 2014)

1. Name of the department : English
2. Year of Establishment : June 1965
3. Names of Programmes / Courses offered” : UG: Arts – English Literature,
Offered (UG, PG,M.Phil,Ph.D., Integrated
Masters; Integrated Ph.D., etc.) Communication Skills, Business
Communication, Mass
Communication.
Commence –Business Communication &
Mass Communication
4. Names of Interdisciplinary courses : NIL
and the departments/units involved
5. Annual/ semester/choice based : Annual System for all the above
credit system (Programme wise) mentioned courses for academic year
2009 - 2010 & 2010 – 2011.
2011-12: Semester pattern for F.Y. Classes
Annual pattern for S.Y.& T.Y. Classes
2012-13: Annual pattern for T.Y Classes ,
Semester system for F.Y. & S.Y. Classes
2013-14: Semester pattern credit based
System for F.Y., S.Y. AND T.Y. Classes
6. Participation of the department in : NIL
the courses offered by other departments
7. Courses in collaboration with other : NIL
universities, industries, foreign institutions,
etc.
8. Details of Courses/Programmes : NIL
discontinued (if any)with reasons

Designation	2009-2010		2010-2011		2011-2012		2012-2013		2013-2014	
		Filled	Santioned	Filled	Santioned	Filled	Santioned	Filled	Santoned	Filled
Professors	-	-	-	-	-	-	-	-	-	-
Assot. Professors	01	01	01	01	01	01	01	01	01	01
Asst. Professors	02	02	02	02	02	02	02	02	02	01



9. Number of teaching posts

10. Faculty profile with name, qualification, designation, specialization, (D.Sc./D.Litt. /Ph.D. / M. Phil. etc.,) Aided Section:

	Name	Qualification	Designation	Specialization	No.of Years of Experience	No. of Ph.D. Students guided for the last 4 years
2009-10	Ms. Myrn Halloween	M.A., M.Phil	H.O.D. Asso.Prof	Eng Literature & Eng. anguage Teaching	17	----
	Ms. Jordana Miranda	M.A., SET	Asst.Prof.	Eng Literature	7	----
	Mr. Swapnil Sonwane	M.A., NET	Asst.Prof.	Eng Literature	1	----
2010-11	Ms. Myrn Halloween	M.A., M.Phil	H.O.D. Asso.Prof	Eng Literature & Eng language teaching	18	----
	Ms. Jordana Miranda	M.A., SET	Asst.Prof.	Eng Literature	8 years	----
	Mr. Swapnil Sonawane	M.A., NET	Asst.Prof.	Eng Literature	2 years	----
2011-12	Ms. Myrn Halloween	M.A., M.Phil	H.O.D. Asso.Prof	Eng Literature & Eng Language Teaching	19 years	----
	Ms. Jordana Miranda	M.A., SET	Asst.Prof.	Eng Literature	9 years	----
	Mr. Swapnil Sonwane	M.A., NET	Asst.Prof.	Eng Literature	3 years	----
2012-13	Ms. Myrn Halloween	M.A., M.Phil	H.O.D. Asso.Prof	Eng Literature & Eng language Teaching	20 years	----
	Ms. Jordana Miranda	M.A., SET	Asst.Prof.	Eng Literature	10 years	----



11. List of senior visiting faculty : NIL

12. Percentage of lectures delivered and practical classes handled (Programme-wise) by temporary faculty : NIL

13. Student -Teacher Ratio (Programme-wise):

14. Number of academic support staff (technical) and administrative, staff; sanctioned and filled:

2009-2010		2010-2011		2011-2012		2012-2013		2013-2014	
Programme	Student Teacher ratio	Programme	Student Teacher ratio	Programme	Student Teacher ratio	Programme	Student Teacher ratio	Programme	Student Teacher ratio
F.Y.B.Com (Busi. Comm.)	1:107	F.Y.B.Com (Busi. Comm.)	1:112	F.Y.B.Com (Busi. Comm.)	1:112	F.Y.B.Com (Busi. Comm.)	1:110	F.Y.B.Com (Busi. Comm.)	1:108
F.Y.B.A (Comm. Skill)	1:88	F.Y.B.A (Comm. Skill)	1:66	F.Y.B.A (Comm. Skill)	1:70	F.Y.B.A (Comm. Skill)	1:78	F.Y.B.A (Comm. Skill)	1:43
F.Y.B.A. (English Anc.)	1:37	F.Y.B.A. (English Anc.)	1:19	F.Y.B.A. (English Anc.)	1:36	F.Y.B.A. (English Anc.)	1:40	F.Y.B.A. (English Anc.)	1:30
S.Y.B.A. (English Anc.)	1:42	S.Y.B.A. (English Anc.)	1:21	S.Y.B.A. (English Anc.)	1:18	S.Y.B.A. (English Anc.)	1:12	S.Y.B.A. (English Anc.)	1:26
S.Y.B.A. (Busi. Comm.)	1:23	S.Y.B.A. (Busi. Commun.)	1:17	S.Y.B.A. (Busi. Commun.)	1:10	S.Y.B.A. (Busi. Comm.)	1:7	S.Y.B.A. (Busi. Commun.)	1:14
S.Y.B.A. (Mass Comm.)	1:27	S.Y.B.A. (Mass Comm.)	1:18	S.Y.B.A. (Mass Comm.)	1:20	S.Y.B.A. (Mass Comm.)	1:21	S.Y.B.A. (Mass Comm.)	1:19
S.Y.B.Com (Mass Com)	1:90	S.Y.B.Com (Mass Com)	1:102	S.Y.B.Com (Mass Com)	1:105	S.Y.B.Com (Mass Com)	1:113	S.Y.B.Com (Mass Com)	1:88
T.Y.B.A.	1:7	T.Y.B.A.	1:5	T.Y.B.A.	1:3	T.Y.B.A.	1:5	T.Y.B.A.	NIL


15. Qualifications of teaching faculty with DSc/ D.Litt/ Ph.D/M.Phil/PG.:

Year	Name	Qualification	Specialization
2009-10	Ms. Myrn Halloween	M.A.,M.Phil	Eng Literature & Eng language Teaching
	Ms. Jordana Miranda	M.A., SET	Eng Literature
	Mr. Swapnil Sonwane	M.A.,NET	Eng Literature
2010-11	Ms. Myrn Halloween	M.A.,M.Phil	Eng Literature & Eng language Teaching
	Ms. Jordana Miranda	M.A., SET	Eng Literature
	Mr. Swapnil Sonwane	M.A.,NET	Eng Literature
2011-12	Ms. Myrn Halloween	M.A.,M.Phil	Eng Literature & Eng language Teaching
	Ms. Jordana Miranda	M.A., SET	Eng Literature
	Mr. Swapnil Sonwane	M.A.,NET	Eng Literature
2012-13	Ms. Myrn Halloween	M.A.,M.Phil	Eng Literature & Eng Language Teaching
	Ms. Jordana Miranda	M.A.,SET	Eng Literature
	Mr. Swapnil Sonwane	M.A.,NET	Eng Literature
2013-14	Ms. Myrn Halloween	M.A.,M.Phil	Eng Literature & Eng language Teaching
	Ms. Jordana Miranda	M.A., SET	Eng Literature

16. Number of faculty with ongoing projects from a) National b) International funding agencies and grants received:

- Nil.

17. Departmental projects funded by DST-FIST; UGC, DBT,ICSSR, etc. and total grants received:

- Nil.

18. Research Centre /facility recognized by the University:

- Nil.

19. Publications:

* a) Publication per faculty : NIL

* Number of papers published in peer reviewed journals (national/international) by faculty and students. : NIL

* Number of publication listed in International Database (For Eg: Web of Science Scopus, Humanities International Complete, Dare Database – International Social Sciences Directory, EBSCO host, etc.) - -----

* Monographs - -----

* Chapter in Books - -----

* Books Edited - -----



- * Books with ISBN/ISSN numbers with details of publisher - -----
- * Citation Index - -----
- * SNIP - -----
- * Impact factor - -----
- * h. index - -----
20. Areas of consultancy and income generated :- Nil
21. Faculty as members in
- A) National Committee - -----
- B) International Committee - -----
- C) Editorial Boards - -----
22. Student projects
- a. Percentage of students who have done in-house projects including inter departmental/programme: -----
- b. Percentage of students placed for projects in organizations outside the institution i.e.in Research laboratories/Industry/other agencies: -----
23. Awards/ Recognitions received by faculty and students: -----
24. List of eminent academicians and scientists / visitors to the department: -----
25. Seminars/ Conferences/Workshops organized & the source of funding:
- a) National NIL
- b) International NIL



26. Student profile programme/course wise:

Year	Course	Male	Female	Total
2009-10	F.Y.B.A. - Communication Skill	50	38	88
	F.Y.B.A. - English (Anc.)	18	19	37
	F.Y.B.Com - Business Commu.	155	161	316
	S.Y.B.A. - English (Anc.).	19	23	42
	S.Y.B.A. - Business Commu.	09	14	23
	S.Y.B.A. - Mass Commu.	16	11	27
	S.Y.B.Com - Mass Commu.	59	31	90
	T.Y.B.A. – English (3 Units)	01	06	07
2010-11	F.Y.B.A. - Communication Skill	36	30	66
	F.Y.B.A. - English (Anc.)	8	11	19
	F.Y.B.Com - Business Commu.	188	150	338
	S.Y.B.A. - English (Anc.).	9	12	21
	S.Y.B.A. - Business Commu.	7	10	17
	S.Y.B.A. - Mass Commu.	8	10	18
	S.Y.B.Com - Mass Commu.	48	54	102
	T.Y.B.A. – English (3 Units)	-	05	05
2011-12	F.Y.B.A. - Communication Skill	40	30	70
	F.Y.B.A. - English (Anc.)	16	20	36
	F.Y.B.Com - Business Commu.	190	141	331
	S.Y.B.A. - English (Anc.).	8	10	18
	S.Y.B.A. - Business Commu.	5	5	10
	S.Y.B.A. - Mass Commu.	10	10	20
	S.Y.B.Com - Mass Commu.	57	48	105
	T.Y.B.A. – English (3 Units)	01	02	03
2012-13	F.Y.B.A. - Communication Skill	45	33	78
	F.Y.B.A. - English (Anc.)	19	21	40
	F.Y.B.Com - Business Commu.	193	135	328
	S.Y.B.A. - English (Anc.).	2	10	12



27. Passing Percentage of Students in the academic years 2009-2014 :

Year	Class	Subject	No. of Students Appeared		No. of students passed		Percentage of passing	
			Sem I	Sem II	Sem I	Sem II	Sem I	Sem II
2009-10	F.Y.B.A.	Communication Skill	88		61		82	
	F.Y.B.A. -	English (Anc.)	37		22		59.17	
	F.Y.B.Com	Business Commu.	316		289		91.53	
	S.Y.B.A.	English (Anc.).	42		31		73.34	
	S.Y.B.A.	Business Commu.	23		20		86.22	
	S.Y.B.A.	Mass Commu.	27		20		74.20	
	S.Y.B.Com	Mass Commu.	90		82		91	
	T.Y.B.A.	English (3 Units)	07		04		57.40	
	2010-11	F.Y.B.A.	Communication Skill	66		43		65.62
F.Y.B.A.		English (Anc.)	19		12		63.74	
F.Y.B.Com		Business Commu.	338		305		78.36	
S.Y.B.A.		English (Anc.).	21		19		90.10	
S.Y.B.A.		Business Commu.	17		16		94.20	
S.Y.B.A.		Mass Commu.	18		16		88.16	
S.Y.B.Com		Mass Commu.	102		96		94.60	
T.Y.B.A.		English (3 Units)	05		02		40.60	
2011-12	F.Y.B.A.	Communication Skill	70	70	23	39	32.10	55.5
	F.Y.B.A.	English (Anc.)	36	36	10	18	27.28	50.50
	F.Y.B.Com	Business Commu.	331	331	146	257	44.36	77.54
	S.Y.B.A.	English (Anc.).	18		16		80.28	
	S.Y.B.A.	Business Commu.	10		08		80.90	
	S.Y.B.A.	Mass Commu.	20		17		85.63	
	S.Y.B.Com	Mass Commu.	105		89		84.80	
	T.Y.B.A.	English (3 Units)	03		03		100	
2012-13	F.Y.B.A. -	Communication Skill	78	78	42	47	52.64	60.10
	F.Y.B.A.	English (Anc.)	40	40	21	23	52.48	57.14



28.Diversity of Students:

Year	Class	Students from other states
2009-10	F.Y.B.A. - Communication Skill	0
	F.Y.B.A. - English (Anc.)	0
	F.Y.B.Com - Business Commu.	0
	S.Y.B.A. - English (Anc.).	0
	S.Y.B.A. - Business Commu.	0
	S.Y.B.A. - Mass Commu.	0
	T.Y.B.A. – English (3 Units)	0
2010-11	F.Y.B.A. - Communication Skill	0
	F.Y.B.A. - English (Anc.)	0
	F.Y.B.Com - Business Commu.	0
	S.Y.B.A. - English (Anc.).	0
	S.Y.B.A. - Business Commu.	0
	S.Y.B.A. - Mass Commu.	0
	T.Y.B.A. – English (3 Units)	0
2011-12	F.Y.B.A. - Communication Skill	0
	F.Y.B.A. - English (Anc.)	0
	F.Y.B.Com - Business Commu.	0
	S.Y.B.A. - English (Anc.).	0
	S.Y.B.A. - Business Commu.	0
	S.Y.B.A. - Mass Commu.	0
	T.Y.B.A. – English (3 Units)	0
2012-13	F.Y.B.A. - Communication Skill	0
	F.Y.B.A. - English (Anc.)	0
	F.Y.B.Com - Business Commu.	0
	S.Y.B.A. - English (Anc.).	0
	S.Y.B.A. - Business Commu.	0
	S.Y.B.A. - Mass Commu.	0
	T.Y.B.A. – English (3 Units)	0
2013-14	F.Y.B.A. - Communication Skill	0



29. How many students have cleared national : NIL
and state competitive examinations such
as NET, SLET, GATE, Civil services,
Defense services, etc.

30. Student progression

Student progression	Against % enrolled
UG to PG	NIL
PG to M.Phil	NIL
PG to Ph.D.	NIL
Ph.D. to Post – Doctoral	NIL
Employed	
Campus selection	NIL
Other than campus recruitment	NIL
Entrepreneurship / Self - employment	NIL

31. Details of Infrastructural facilities

- a. Library : Books related to the subjects taught & of
general Interest purchased for the College
library.
- b. Internet facilities for Staff & Students : -----
- c. Class rooms with ICT facility : -----
- d. Laboratories : N.A

32. Number of students receiving financial : NIL
assistance from college, University,
government or other agencies

33. Details on student enrichment programmes : NIL
(special lectures / workshops / seminar)
with external experts:

34. Teaching methods adopted to improve student learning:

- Repetition of teaching material in a variety of modes (like exemplification analogy discussion, anecdotes) to reinforce and bring out the main point.
- Asking students to think and mentally work out answers / exercises before the teacher gives out the answer.
- Paying more attention to the process (of arriving at the correct answers) rather than to the end result (the correct answer.)



- d) Training students to form an opinion on their own rather than foisting an opinion on them.
- e) Teaching students to value the importance of making mistakes and learning by making mistakes.
- f) Helping students prepare for the exam ----- training them in study strategies e.g. summarization, the use of mnemonics etc.
- g) Using difficult / unfamiliar words alongside their simpler versions to increase the students' vocabulary.
- h) Telling the students remarkable real life stories and biographical details of famous people to make the lectures interesting, memorable and of inspirational value.
- i) Integrating moral values, good manners, etiquette into the teaching material.
- j) Training students in the use of the dictionary and encouraging them to refer to it frequently.
- k) Using the interactive method in teaching as much as possible, thought not entirely.
- l) Bringing in a wide variety of topics / matters / points / subjects / topical issues / current affairs, to provide a rich learning experience for the students, and to enlarge their sensibilities.
- m) Seizing all chances (e.g. a query from a student) to enhance and increase the student's learning opportunities.
- n) Giving notes, thus providing models for imitation in the presentation of material / answers for the exam.

35. Participation in Institutional Social : NIL

Responsibility (ISR) and Extension activities.

36. SWOC analysis of the department and Future plans: Strengths:

- a) Hard-working, dedicated teachers in the department who have the well-being of the students at heart and not just the goal of getting students to pass the exam.
- b) Seizing every opportunity to convert situations into learning experiences.
- c) Bringing out the connection between what the students study in books and real life.
- d) Ability to provide knowledge of little - known aspects of the English language which, if retained by the student, could lead to mastery.
- e) Setting the students at ease when it comes to classroom interaction, and learning by making mistakes.

Weaknesses:

The teaching methodology used is such that not much time is left for student activities like the holding of mock interviews presentations, group discussions, debates, mock Committee meetings. Also, not finding use for technology in the classroom, as this would severely limit and restrict the scope of the teaching material.

Opportunities :

The Department sees a great chance and exploits fully the potential of nurturing students ;



cultivating their linguistic skills ; supplying what is missing in their home backgrounds; helping them develop their personality ; helping them cope with life's problems by having the right attitudes ; making them thinking individuals ; imparting training for real life both theoretically and practically ; inculcating moral values, good habits, good manners, etiquette – in short, shaping / moulding students to become worthy citizens of society, the country and the world, much in the nature of a finishing school.

Challenges :

Trying to achieve all the above-mentioned goals is, indeed, a challenge – especially as most of the students hail from simple middle class or lower class backgrounds and are deprived of opportunities to learn the English language and the finer things of life. Also, getting the students interested in the English language and literature so that they opt for it as a subject for the B.A and pass / fare reasonably well, their background notwithstanding, is a challenge which the Department takes on.

Future Plans :

To continue and persevere in our efforts at enthusing students and offering them the best opportunities to develop, grow and mature in knowledge, wisdom and stature.



**EVALUATION REPORT OF THE DEPARTMENT OF HINDI
(2009-2014)**

1. **Name of the department:** DEPARTMENT OF HINDI
2. **Year of Establishment:** June 1965
3. **Names of Programmes / Courses offered:** Under Graduate.
4. **Names of Interdisciplinary courses and the departments/units involved:** NIL
5. **Annual/ semester/choice based credit system (Programme wise):**

Class	2009-2010	2010-2011	2011-2012	2012-2013	2013-2014
F.Y.B.A	Two term end exams	Two term end exams	CBSGS	CBSGS	CBSGS

6. **Participation of the department in the courses offered by other departments:** NIL
7. **Courses in collaboration with other universities, industries, foreign institutions, etc.:** NIL
8. **Details of Courses/Programmes discontinued (if any)with reasons:** NIL
9. **Number of teaching posts**

Designation	2009-2010		2010-2011		2011-2012		2012-2013		2013-2014	
	Sanctioned	Filled	Sanctioned	Filled	Sanctioned	Filled	Sanctioned	Filled	Sanctioned	Filled
C. H. B.	01	01	01	01	01	01	01	01	01	01

10. **Faculty profile with name, qualification, designation, specialization, (D.Sc./D.Litt. /Ph.D. / M. Phil. etc.,) Aided Section:**

Year	Name	Qualification	Designation	Specialization	No. of Years of Experience	No. of Ph.D. Students guided for the last 4
2009-10	Mr. Kunal Patil	MA, B.Ed.	On CHB	Hindi	06	NIL
2010-11	Mr. Kunal Patil	MA, B.Ed.	On CHB	Hindi	07	NIL
2011-12	Mr. Kunal Patil	MA, B.Ed.	On CHB	Hindi	08	NIL
2012-13	Mr. Kunal Patil	MA, B.Ed.	On CHB	Hindi	09	NIL
2013-14	Mr. Kunal Patil	MA, B.Ed.	On CHB	Hindi	10	NIL

11. **List of senior visiting faculty:** - NIL
12. **Percentage of lectures delivered and practical classes handled (Programme-wise) by temporary faculty**

Programme	2009-2010		2010-2011		2011-2012		2012-2013		2013-2014	
	Name of the Teacher	Lectures (%)	Name of the Teacher	Lectures (%)	Name of the Teacher	Lectures (%)	Name of the Teacher	Lectures (%)	Name of the Teacher	Lectures (%)
FYBA	Mr. Kunal Patil	100	Mr. Kunal Patil	100	Mr. Kunal Patil	100	Mr. Kunal Patil	100	Mr. Kunal Patil	100

**13. Student -Teacher Ratio (Programme-wise):**

2009-2010		2010-2011		2011-2012		2012-2013		2013-2014	
Prog-ramme	Student Teacher ratio	Prog-ramme	Student Teacher ratio	Prog-ramme	Student Teacher ratio	Prog-ramme	Student Teacher ratio	Prog-ramme	Student Teacher ratio
FYBA	46:01	FYBA	35:01	FYBA	52:01	FYBA	29:01	FYBA	31:1

14. Number of academic support staff (technical) and administrative, staff; sanctioned and filled: - NIL**15. Qualifications of teaching faculty with DSc/ D.Litt/ Ph.D/M.Phil/PG.:**

Year	Name	Qualification	Specialization
2009-10	Mr. Kunal Patil	MA, B.Ed	Hindi
2010-11	Mr. Kunal Patil	MA, B.Ed	Hindi
2011-12	Mr. Kunal Patil	MA, B.Ed	Hindi
2012-13	Mr. Kunal Patil	MA, B.Ed	Hindi
2013-14	Mr. Kunal Patil	MA, B.Ed	Hindi

16. Number of faculty with ongoing projects from a) National b) International funding agencies and grants received: - NIL**17. Departmental projects funded by DST-FIST; UGC, DBT, ICSSR, etc. and total grants received: - NIL****18. Research Centre /facility recognized by the University: - NIL****19. Publications: - NIL****20. Areas of consultancy and income generated: -NIL****21. Faculty as members in**

A) National Committee: - NIL

B) International Committee: - NIL

C) Editorial Boards: - NIL

22. Student projects**a. Percentage of students who have done in-house projects including inter departmental/ programme:**

Around 100% students participate and submit assignments and projects every year, as part of the curriculum.

b. Percentage of students placed for projects in organizations outside the institution i.e.in

Research laboratories/Industry/other agencies: - NIL

23. Awards/ Recognitions received by faculty and students: - NIL**24. List of eminent academicians and scientists / visitors to the department: NIL****25. Seminars/ Conferences/Workshops organized & the source of funding: NIL**



26. Student profile programme/course wise:

Year	Course	Male	Female	Total
2009-10	F.Y.B.A.	27	19	46
2010-11	F.Y.B.A	18	17	35
2011-12	F.Y.B.A	24	28	52
2012-13	F.Y.B.A	22	7	29
2013-14	F.Y.B.A	20	11	31

27. Passing Percentage of Students in the academic year 2013-2014 :

Year	Class	Subject	No. of Students Appeared		No. of students passed		Percentage of passing	
			I	II	I	II	I	II
2009-10	F.Y.B.A	Hindi	46		44		96.00	
2010-11	F.Y.B.A	Hindi	35		27		77.00	
2011-12	F.Y.B.A	Hindi	52	52	30	37	58.00	71.00
2012-13	F.Y.B.A	Hindi	29	29	15	15	52.00	52.00
2013-14	F.Y.B.A	Hindi	31	31	21	23	67.74	74.19

28. Diversity of Students:

Year	Class	Students from other states
2009-10	F.Y.B.A	NIL
2010-11	F.Y.B.A	02
2011-12	F.Y. B.A	03
2012-13	F.Y.B.A	04
2013-14	F.Y.B.A	01

29. How many students have cleared national and state competitive examinations such as

NET, SLET, GATE, Civil services, Defense services, etc.? NIL

30. Student progression:

Since the college does not offer specialization at the TYBA/ Graduation level, progression for further studies in this subject is not applicable.

31. Details of Infrastructural facilities

- Library:** Book bank facilities are provided to the students.
- Internet facilities for Staff & Students:** Internet facilities are available in the Computer Laboratory and in the Library.
- Class rooms with ICT facility:** Whenever needed arrangement of LCD is made.
- Laboratories:** NA

32. Number of students receiving financial assistance from college, University, government or other agencies: - NA

33. Details on student enrichment programmes (special lectures / workshops / seminar) with external experts: - NIL

34. Teaching methods adopted to improve student learning:

Class room debate and discussions

35. Participation in Institutional Social Responsibility (ISR) and Extension activities:

As the post is on Clock Hour Basis, participation in the other activities is very limited.

36. SWOC analysis of the department and Future plans:

Since this subject is offered only at First year level, the above is not applicable.



**EVALUATION REPORT OF THE DEPARTMENT OF MARATHI
(Academic Year- 2009-2014)**

1. **Name of the department:** Department of Marathi
2. **Year of Establishment:** June 1965
3. **Names of Programmes / Courses offered:** Under Graduate
4. **Names of Interdisciplinary courses and the departments/units involved:** - Nil
5. **Annual/ semester/choice based credit system (Programme wise):**

Class	2009-10	2010-11	2011-12	2012-13	2013-14
FYBA	Two Term - end exam	Two Term - end exam	CBSGS	CBSGS	CBSGS
SYBA	Two Term - end exam	Two Term - end exam	Two Term - end exam	CBSGS	CBSGS
TYBA	Annual	Annual	Annual	Annual	CBSGS

6. **Participation of the department in the courses offered by other departments:** - Nil
7. **Courses in collaboration with other universities, industries, foreign institutions, etc.:** - Nil
8. **Details of Courses/Programmes discontinued (if any)with reasons:** Nil
9. **Number of teaching posts**

Designation	2009-2010		2010-2011		2011-2012		2012-2013		2013-2014	
	Sanctioned (1 full time 1 part time)	Filled	Sanctioned	Filled	Sanctioned	Filled	Sanctioned	Filled	Sanctioned	Filled
Asso. Prof.	02	02	02	02	02	02	02	02	02	02



10. Faculty profile with name, qualification, designation, specialization,
(D.Sc./D.Litt. /Ph.D. /M. Phil. etc.) Aided Section:

years	Name	Qualification	Designation	Specialization	No. of Years Of Experience	No. of Ph.D Students guided for the last 4
2009-10	Baba H Patil Rashmi Shetye	M.A., S.E.T. M.A., N.E.T.	Asso. Prof. Lect. Basis	Marathi	15 5	-
2010-11	Baba H Patil Rashmi Shetye	M.A., S.E.T. M.A., N.E.T.	Asso. Prof. Lect. Basis	Marathi	16 6	-
2011-12	Baba H Patil Rashmi Shetye	M.A., S.E.T. M.A., N.E.T.	Asso. Prof Lect. Basis	Marathi	17 7	-
2012-13	Baba H Patil Rashmi Shetye	M.A., S.E.T., Ph.D M.A., N.E.T.	Asso. Prof Lect. Basis	Marathi	18 8	-
2013-14	Baba H Patil Rashmi Shetye	M.A., S.E.T., Ph.D M.A., N.E.T.	Asso. Prof. Lect. Basis	Marathi	19 9	-

11. List of senior visiting faculty: Nil

12. Percentage of lectures delivered and practical classes handled (Programme-wise)
by temporary faculty : N.A.

13. Student -Teacher Ratio (Programme-wise):



11. List of senior visiting faculty: Nil
12. Percentage of lectures delivered and practical classes handled (Programme-wise) by temporary faculty : N.A.
13. Student-Teacher Ratio (Programme-wise):

2009-2010		2010-2011		2011-2012		2012-2013		2013-2014	
	Student Teacher ratio	Programme	Student Teacher ratio	Programme	Student Teacher ratio	Programme	Student Teacher ratio	Programme	Student Teacher ratio
F.Y.	41:01	F.Y.	53:01	F.Y.	45:01	F.Y.	36:01	F.Y.	14:01
S.Y.	16:01	S.Y.	10:01	S.Y.	17:01	S.Y.	15:01	S.Y.	15:01
T.Y.	13:01	T.Y.	13:01	T.Y.	10:01	T.Y.	08:01	T.Y.	04:01

14. Number of academic support staff (technical) and administrative, staff; sanctioned and filled: Nil.
15. Qualifications of teaching faculty with DSc/D.Litt/ Ph.D/M.Phil/PG.:

Year	Name	Qualification	Specialization
2009-10	Baba H. Patil	M.A., S.E.T.	Marathi
2010-11	Baba H. Patil	M.A., S.E.T.	Marathi
2011-12	Baba H. Patil	M.A., S.E.T.	Marathi - Drama
2012-13	Baba H. Patil	M.A., S .E.T., Ph.D	Marathi - Drama
2013-14	Baba H. Patil	M.A., S.E.T.,Ph.D	Marathi – Drama

16. Number of faculty with ongoing projects from a) National b) International funding agencies and grants received: Nil.
17. Departmental projects funded by DST-FIST; UGC, DBT, ICSSR, etc. and total grants received : Nil.
18. Research Centre /facility recognized by the University: Nil.



19. Publications:

YEAR	STATE	NATIONAL	INT.NATIONAL
2009-2010	Nil	Nil	Nil
2010-2011	Nil	Nil	Nil
2011-2012	Nil	Nil	Nil
2012-2013	Nil	Nil	Nil
2013-2014	Nil	Nil	Nil

20. Areas of consultancy and income generated: Nil

21. Faculty as members in

- A) National Committee: -- Nil
 B) International Committee: -- Nil
 C) Editorial Boards: -- Nil

22. Student projects

- a. **Percentage of students who have done in-house projects including inter departmental/programme:** As per University Rules, Projects were assigned to the Students of F.Y.B.A. class from the year 2011-12, S.Y.B.A. class from the year 2012-13 and T.Y.B.A. class from 2013-2014.
- b. **Percentage of students placed for projects in organizations outside the institution i.e.in Research laboratories/Industry/other agencies:** Nil

23. Awards/ Recognitions received by faculty and students: Nil

24. List of eminent academicians and scientists / visitors to the department: Nil

25. Seminars/ Conferences/Workshops organized & the source of funding: Nil

26. Student profile programme/course wise:

Year	Course	Male	Female	Total
2009-10	F.Y.B.A.	19	22	41
	S.Y.B.A.	06	10	16
	T.Y.B.A.	02	11	13
2010-11	F.Y.B.A.	37	16	53
	S.Y.B.A.	05	05	10
	T.Y.B.A.	04	09	13
2011-12	F.Y.B.A.	23	22	45
	S.Y.B.A.	11	06	17
	T.Y.B.A.	06	04	10
2012-13	F.Y.B.A.	18	18	36
	S.Y.B.A.	11	04	15
	T.Y.B.A.	04	04	08
2013-14	F.Y.B.A.	03	11	14
	S.Y.B.A.	04	11	15
	T.Y.B.A.	03	01	04



27. Passing Percentage of Students in the academic year 2013-2014 :

Year	Class	Subject	No. of Students Appeared		No. of students passed		Percentage of passing	
			I	II	I	II	I	II
2009-10	F.Y.B.A.	Marathi	41		37		90%	
	S.Y.B.A.	Marathi	16		13		85%	
	T.Y.B.A.	Marathi	13		11		80%	
2010-11	F.Y.B.A.	Marathi	53		44		83%	
	S.Y.B.A.	Marathi	10		09		90%	
	T.Y.B.A.	Marathi	13		09		65%	
			I	II	I	II	I	II
2011-12	F.Y.B.A.	Marathi(Comp)	19	25	16	17	84%	68%
		Martahi(ANC)	16	20	13	11	81%	55%
	S.Y.B.A.	Marathi	17		15		90%	
	T.Y.B.A.	Marathi	10		07		70%	
			I	II	I	II	I	II
2012-13	F.Y.B.A.	Marathi(Comp)	21	22	18	17	86%	77%
		Marathi(ANC)	15	14	11	12	84%	93%
			III	IV	III	IV	III	IV
	S.Y.B.A.	Marathi	15	14	14	14	93%	100%
	T.Y.B.A.	Marathi					%	
			I	II	I	II	I	II
2013-14	F.Y.B.A.	Marathi(comp)	10	10	08	08	80%	80%
		Marathi(ANC)	09	09	07	08	77%	89%
			III	IV	III	IV	III	IV
	S.Y.B.A.	Marathi	08	09	08	09	100%	100%
							%	%



28. Diversity of Students:

Year	Class	Students from other states
2009-10	F.Y.B.A.	Nil
	S.Y.B.A.	Nil
	T.Y.B.A.	Nil
2010-11	F.Y.B.A.	Nil
	S.Y.B.A.	Nil
	T.Y.B.A.	Nil
2011-12	F.Y.B.A.	Nil
	S.Y.B.A.	Nil
	T.Y.B.A.	Nil
2012-13	F.Y.B.A.	Nil
	S.Y.B.A.	Nil
	T.Y.B.A.	Nil
2013-14	F.Y.B.A.	Nil
	S.Y.B.A.	Nil
	T.Y.B.A.	Nil

29. **How many students have cleared national and state competitive examinations such as NET, SLET, GATE, Civil services, Defense services, etc.?** Nil

30. Student progression

Every year some students pursue Post Graduate and other subject related courses. However documentary evidences for the same are not available.

31. Details of Infrastructural facilities

a. Library: The College Library has a good collection of books. It has a separate section reserved for the books of Marathi. Books are available in Marathi languages. Fund is reserved to purchase books for the Department and accordingly text books and reference books are purchased every year.

Staff and students have easy access to all the books and they are permitted to carry the books home for reference. The staff has free access to online Journals via Inffibnet (N-LIST).

b. Internet facilities for Staff & Students: Staff and students have easy and free access to Internet in the College Computer Lab. This facility is available to staff and students at any time during college hours.

c. Class rooms with ICT facility: The College provides ICT facility to the Department.

Arrangements for OHP are made in the classrooms as and when required during



lectures or presentations.

d. Laboratories: N.A.

32. Number of students receiving financial assistance from college, University, government or other agencies:

Year	Class	No. of Students
2009-10	F.Y.B.A.	Nil
	S.Y.B.A.	Nil
	T.Y.B.A.	Nil
2010-11	F.Y.B.A.	Nil
	S.Y.B.A.	Nil
	T.Y.B.A.	Nil
2011-12	F.Y.B.A.	Nil
	S.Y.B.A.	Nil
	T.Y.B.A.	01
2012-13	F.Y.B.A.	Nil
	S.Y.B.A.	Nil
	T.Y.B.A.	01
2013-14	F.Y.B.A.	Nil
	S.Y.B.A.	Nil
	T.Y.B.A.	Nil

33. Details on student enrichment programmes (special lectures / workshops / seminar) with external experts: Nil

34. Teaching methods adopted to improve student learning: Different methods of teaching are adopted in the classroom to make the subject easy, understandable and interesting for the students. Some of the methods used are as follows,

- Classroom discussion
- Presentations by students both Individual and in Groups.
- Screening of films related to the subject and then discussion on them.
- Class tests are taken at regular interval.

35. Participation in Institutional Social Responsibility (ISR) and Extension activities:

The faculty is a member of various committees in the College that are responsible for smooth functioning of the College. The committees work for Academic, Co-curricular and Social causes. The faculty has worked for the following Committees,

- ◆ Admission Committee.
- ◆ Attendance Committee.



- ◆ College Day Discipline Committee.
- ◆ College Non-Teaching Recruitment Committee
- ◆ Examination Committee
- ◆ Chairperson of Marathi Vangmay Mandal
- ◆ Moderator for University Papers at T.Y.B.A. level.
- ◆ Examiner of University papers at M.A. level.

36. SWOC analysis of the department and Future plans: Strength

- ◆ The Department has a full time, qualified Teaching faculty.
- ◆ Rare books in Marathi are available in the College Library which helps in generating interest for the subject among the students.

Weakness

- ◆ Many students come from humble background and hence have to work along with the studies, thus their focus on the studies may get affected.

Opportunities

- ◆ Seminar and Workshops in Marathi related subjects can be organized.
- ◆ Inter-collegiate competitions can be organized.

Challenges

- ◆ Students who had limited or little knowledge of the language opt for the subject. Hence it becomes necessary to teach the language in a simpler manner.
- ◆ Teaching students with diverse language background in the class is a challenge. Motivating the students who work to continue with their study.

Future Plans

- ◆ Organizing literature programs with other departments in the college.
- ◆ Developing action plan for increasing the strength of the students.



Evaluative Report of the Departments of Economics

1. Name of the department: DEPARTMENT OF ECONOMICS
2. Year of Establishment: June 1965
3. Names of Programmes / Courses offered (UG, PG, M.Phil., Ph.D., Integrated Masters; Integrated Ph.D., etc.)
U.G.: - B.A., B.Com. (Economics and Business Economics)
4. Names of Interdisciplinary courses and the departments/units involved: N.A.
5. Annual/ semester/choice based credit system (programme wise)

Class	2009-2010	2010-2011	2011-2012	2012-2013	2013-2014
F.Y.B.A. & F.Y.B.Com	Two term end exams	Two term end exams	CBSGS	CBSGS	CBSGS
S.Y.B.A. S.Y.B.Com	Two term end exams	Two term end exams	Two term end exams	CBSGS	CBSGS
T.Y.B.A. T.Y.B.Com	Annual exams	Annual exams	Annual exams	Annual exams	CBSGS

6. Participation of the department in the courses offered by other departments: N.A.
7. Courses in collaboration with other universities, industries, foreign institutions, etc.
N.A.
8. Details of courses/programmes discontinued (if any) with reasons: N.A.
9. Number of teaching posts

Designation	2009-2010		2010-2011		2011-2012		2012-2013		2013-2014	
	Sancti oned	Filled	Sancti oned	Filled	Sancti oned	Filled	Sancti oned	Filled	Sancti oned	Filled
Professors	00	00	00	00	00	00	00	00	00	00
Associate Professors		01		01		01		01	01	01
Assistant Professors		01		01		02		01	01	01



10. Faculty profile with name, qualification, designation, specialization, (D.Sc./D.Litt./Ph.D. / M. Phil. etc.,)

Name	Qualification	Designation	Specialization	No. of Years of Experience	No. of Ph.D. Studen
Dr. (Mrs.) Medha J.Gupte (From 1982)	M.A. M.Phil. Ph.D.	I/c Principal & Associate Professor of Economics	International Economics & Educational Economics	32 Years	N.A.
Mr. Kiran V. Jadhav (From August 2008)	M.A. M.Phil. SET	Assistant Professor	Health Economics	06 Years	N.A.
Ms. Medhavini Khare (From October 2012)	M.A. SET	Assistant Professor		02	N.A.
Mr. Sunil Gole (From 1/11/2010 to October 2012)	M.A.NET	Assistant Professor		01	N.A.

11. List of senior visiting faculty: N.A.

12. Percentage of lectures delivered and practical classes handled (programme wise) by temporary faculty

Year	Programme	Name of the Teacher	Lectures (%)
2009-2010	B.A.	Mrs. Avinash Ingole	40
	B.Com	Mrs. Avinash Ingole	66.66
2010-2011	B.A.	Mr. Pandurang Kothe	40
	B.Com	Mr. Pandurang Kothe	66.66
2011-2012	B.A.	---	
	B.Com	---	
2012-2013	B.A.	Ms. Medhavini Khare	66.66
	B.Com	Ms. Medhavini Khare	66.66
2013-2014	B.A.	Ms. Medhavini Khare	66.66
	B.Com	Ms. Medhavini Khare	66.66



13. Student -Teacher Ratio (programme wise)

2009-2010		2010-2011		2011-2012		2012-2013		2013-2014	
Programme	Student Teacher ratio	Programme	Student Teacher ratio	Programme	Student Teacher ratio	Programme	Student Teacher ratio	Programme	Student Teacher ratio
F.Y.B.A.	30:3	F.Y. B.A.	19:3	F.Y. B.A.	27:3	F.Y. B.A.	27:3	F.Y. B.A.	14:3
S.Y. B.A.	25:3	S.Y. B.A.	24:3	S.Y. B.A.	12:3	S.Y. B.A.	11:3	S.Y. B.A.	12:3
T.Y. B.A.	13:2	T.Y. B.A.	13:2	T.Y. B.A.	12:2	T.Y. B.A.	09:2	T.Y. B.A.	05:22
F.Y.B.COM	314:2	F.Y.B.COM	337:2	F.Y.B.COM	336:2	F.Y.B.COM	324:2	F.Y.B.COM	321:2
S.Y.B.COM	299:2	S.Y.B.COM	302:2	S.Y.B.COM	300:2	S.Y.B.COM	289:2	S.Y.B.COM	283:2
T.Y.B.COM	322:2	T.Y.B.COM	278:2	T.Y.B.COM	281:2	T.Y.B.COM	274:2	T.Y.B.COM	275:2

14. Number of academic support staff (technical) and administrative staff; sanctioned and filled: N.A.

15. Qualifications of teaching faculty with DSc/ D.Litt/ Ph.D/ MPhil / PG.

Sr. No.	Name of the Faculty	Qualification
1	Dr. (Mrs.) Medha J. Gupte (From 1982 till date)	M.A. M.Phil. Ph.D.
2	Mr. Kiran V. Jadhav (From 2008 till date)	M.A. M.Phil. SET
3	Ms. Medhavini Khare (From October 2012 till date)	M.A. SET

16. Number of faculty with ongoing projects from a) National b) International funding agencies and grants received: N.A.

17. Departmental projects funded by DST - FIST; UGC, DBT, ICSSR, etc. and total grants received: N.A.

18. Research Centre /facility recognized by the University: N.A.

19. Publications:

As per Annexure Attached.

20. Areas of consultancy and income generated: N.A.

21. Faculty as members in

a) National committees b) International Committees c) Editorial Boards.... N.A.

22. Student projects

a) Percentage of students who have done in-house projects including inter departmental/programme:



As per the university guidelines upto the year 2013-14 all the students of B.A. and B.Com submitted their projects/assignments for the respective academic semester. However from 2014-15 there are no official projects/assignments given to the students.

b) Percentage of students placed for projects in organizations outside the institution i.e.in Research laboratories/Industry/ other agencies: N.A.

23. Awards / Recognitions received by faculty and students: N.A.

24. List of eminent academicians and scientists / visitors to the department

Sr. No.	Year	Name of the Visitor
1	2009-10	-----
2	2010-11	Dr. J. Tilak, Dr. Vinayak Kulkarni, Dr. Vibhuti Patel
3	2011-12	-----
4	2012-13	Dr. Anil Kakodkar, Dr. Rakesh Basant, Dr. Vibhuti Patel, Dr. Ajit Ranade, Dr. J. Tilak and Foreign Expert Dr. Kishore Kulkarni from University of Denver
5	2013-14	Dr. B. M. Hegde, Dr. J. Tilak, Dr. Sunil Mantri, Dr. G. G. Wankhede, Dr. Sunil Patil and Foreign Expert Dr. Justin Paul -Faculty University of Washington

25. Seminars/ Conferences/Workshops organized & the source of funding

Sr. No.	Year	Seminar/Conference/Workshop	Source of Funding
1	2009-10		
2	2010-11	International Seminar on "Economics of Higher Education – Changing Role in the New Global Order"	Alumni of the College
3	2011-12		
4	2012-13	International Seminar on 'Symbiosis between Academia & Corporate World – A Step Forward'	
5	2013-14	National Level Seminar on "Higher Education – A Directional Impetus"	University Grants Commission



26 .Student profile programme/course wise:

Year	Course	Male	Female	Total
2009-10	F.Y.B.A.	16	14	30
	S.Y.B.A.	13	12	25
	T.Y.B.A.	05	08	13
	F.Y.B.Com	154	160	314
	S.Y.B.Com	162	137	299
	T.Y.B.Com	147	175	322
2010-11	F.Y.B.A.	09	10	19
	S.Y.B.A.	10	14	24
	T.Y.B.A.	06	07	13
	F.Y.B.Com	190	147	337
	S.Y.B.Com	144	158	302
	T.Y.B.Com	142	136	278
2011-12	F.Y.B.A.	15	11	27
	S.Y.B.A.	4	8	12
	T.Y.B.A.	06	06	12
	F.Y.B.Com	131	205	336
	S.Y.B.Com	174	126	300
	T.Y.B.Com	133	148	281
2012-13	F.Y.B.A.	20	07	27
	S.Y.B.A.	05	06	11
	T.Y.B.A.	03	06	09
	F.Y.B.Com	192	132	324
	S.Y.B.Com	153	136	289
	T.Y.B.Com	148	126	274
2013-14	F.Y.B.A.	07	07	14
	S.Y.B.A.	09	03	12
	T.Y.B.A.	03	02	05
	F.Y.B.Com	187	134	321
	S.Y.B.Com	151	132	283
	T.Y.B.Com	140	135	275



27. Passing Percentage of Students in the academic year 2013-2014:

Year		FYBA			FYBCOM		
		Appeared	Passed	Passing %	Appeared	Passed	Passing %
2009-10		30	14	46.66	314	254	80.89
2010-11		19	05	26.31	339	215	63.42
2011-12	Sem I	26	06	23.07	336	122	36.30
	Sem II	22	07	31.81	336	225	66.96
2012-13	Sem I	19	07	36.84	328	53	16.15
	Sem II	17	12	70.58	328	246	75
2013-14	Sem I	12	06	50	321	245	76.32
	Sem II	09	07	77.77	321	273	85.04
		SYBA			SYBCOM		
		Appeared	Passed	Passing %	Appeared	Passed	Passing %
2009-10		25	18	72	299	246	82.27
2010-11		24	15	62.5	302	261	86.42
2011-12		12	10	83.33	249	300	83
2012-13	Sem III	11	06	54.54	291	180	61.85
	Sem IV	11	07	63.63	291	237	81.44
2013-14	Sem III	12	05	41.66	283	247	87.27
	Sem IV	09	05	55.55	283	249	87.98
		TYBA			TYBCOM		
		Appeared	Passed	Passing %	Appeared	Passed	Passing %
2009-10		16	13	81.25	306	285	93.13
2010-11		15	10	66.66	253	271	93.35
2011-12		15	09	60	283	280	98.93
2012-13		11	03	27.27	278	256	92.08
2013-14	Sem VI	05	03	60	271	255	94.09



28. Diversity of Students

Year	Class	Students from other states
2009-10	F.Y.B.Com	05
	S.Y.B.Com.	07
	T.Y.B.com.	15
2010-11	F.Y.B.Com	06
	S.Y.B.Com.	07
	T.Y.B.com.	02
2011-12	F.Y.B.Com	07
	S.Y.B.Com.	01
	T.Y.B.com.	NIL
2012-13	F.Y.B.Com	02
	S.Y.B.Com.	01
	T.Y.B.com.	NIL
2013-14	F.Y.B.Com	03
	S.Y.B.Com.	09
	T.Y.B.com.	03

29. How many students have cleared national and state competitive examinations such as NET, SLET, GATE, Civil services, Defense services, etc.?:
There is no official information to that effect.

30. Student progression:

Student progression	Against % enrolled
UG to PG	
PG to M.Phil.	
PG to Ph.D.	
Ph.D. to Post-Doctoral	
Employed <ul style="list-style-type: none"> • Campus selection • Other than campus recruitment 	
Entrepreneurship/Self-employment	

Many of our students have pursued and are pursuing higher studies, but there is no official record on the same.

31. Details of Infrastructural facilities:

a) Library: Yes



No. of Books purchased in the library for the last five years

Sr. No	Year	No. of Books		Expenditure(Rs.)	
		Reference Books	Text Books	Reference Books	Text Books
1	2013-2014	7	70	5671.00	4931.00
2	2012-2013	8	-	7624.00	-
3	2011-2012	7	-	7496.00	-
4	2010-2011	2	19	3932.00	2053.00
5	2009-2010	5	15	3010.00	1742.50

b) Internet facilities for Staff & Students

The computer lab is situated on the first floor of the college main building and all the staff members and students of Economics have free internet facility during the working hours of the college. T.Y.B.A. 06 Units students are offered a subject 'Computer Applications to Economics' Paper IX. They use the computer for the practicles conducted regularly.

c) Class rooms with ICT facility: N.A.

d) Laboratories: 01

32. Number of students receiving financial assistance from college, university, Government or other agencies: N.A.

33. Details on student enrichment programmes (special lectures / workshops / Seminar) with external experts: N.A.

34. Teaching methods adopted to improve student learning Generally chalk duster method is used and at times. Power point presentations are resorted to explain the topics.

35. Participation in Institutional Social Responsibility (ISR) and Extension activities N.A.

36. SWOC analysis of the department and Future plans:

Strengths:

- 1) The department has teachers who are competent and fully qualified.
- 2) They have a number of publications to their credit
- 3) Head of the Department happens to be the current I/c Principal
- 4) The Department to date has organized five Seminars, three of which have been on the theme of higher education



- 5) It offers employment oriented 'Computer Applications subjects to TYBA students offering 6 units of Economics.
- 6) We have a book on Advanced Economic Theory – Paper IV written by the faculty and published by Himalaya Publishers.

Weaknesses:

- 1) Paucity of space, leads to non availability of a place for the Department.
- 2) Many of our students come from vernacular medium making comprehension difficult.

However the department regularly given notes and organizes tests to help the students in understanding the medium of instruction which is English.

Future Plans:

- 1) The dwindling number of students in the Arts stream is a worrying factor. Efforts are therefore being made to lure more and more students in opting for the subject.
- 2) The department plans to organize Seminar/Workshops in the next academic year.
- 3) Efforts are being made in gaining recognition for Ph.D. guidance.



**EVALUATION REPORT OF THE DEPARTMENT OF HISTORY
(Academic Years 2009-2014)**

1. **Name of the department:** Department of History
2. **Year of Establishment:** June 1965
3. **Names of Programmes / Courses offered:** Under Graduate
4. **Names of Interdisciplinary courses and the departments/units involved:** Nil
5. **Annual/ semester/choice based credit system (Programme wise):**

Year	Programme	Examination
2009 - 10	FY.B.A	Two Term -end exams
	SY.BA	Two Term -end exams
	TY.BA	Annual
2010 - 11	FY.B.A	Two Term -end exams
	SY.BA	Two Term -end exams
	TY.BA	Annual
2011 - 12	FY.B.A	Semester & Choice Based Credit & Grading System
	SY.BA	Two term end exam
	TY.BA	Annual
2012 - 13	FY.B.A	Semester & Choice Based Credit & Grading System
	SY.BA	Semester & Choice Based Credit & Grading System
	TY.BA	Annual
2013 - 14	FY.B.A	Semester & choice Based credit & Grading System
	SY.BA	Semester & choice Based Credit & Grading System
	TY.BA	Semester & choice Based Credit & Grading System

6. **Participation of the department in the courses offered by other departments:** Nil
7. **Courses in collaboration with other universities, industries, foreign institutions, etc.:** Nil
8. **Details of Courses/Programmes discontinued (if any) with reasons:** Nil
9. **Number of teaching posts:**

Designation	2009-2010		2010-2011		2011-2012		2012-2013		2013-2014	
	Sancti oned	Filled	Sancti oned	Filled	Sancti oned	Filled	Sancti oned	Filled	Sancti oned	Filled
Assistant Professors	01	01	01	01	01	01	01	01	01	01



**10. Faculty profile with name, qualification, designation, specialization:
(D.Sc./D.Litt./Ph.D./M. Phil. etc.) Aided Section:**

Year	Name	Qualification	Designation	Specialization	No. of Years of Experience	No. of Ph.D. Students guided for the last 4 years
2009-10	Yuvraj Nalawade	M.A.	Assistant Professor	History - (Modern Indian History)	15	Nil
2010-11	Yuvraj Nalawade	M.A.	Assistant Professor	History - Modern Indian History)	16	Nil
2011-12	Yuvraj Nalawade	M.A.	Assistant Professor	History - (Modern Indian History)	17	Nil
2012-13	Yuvraj Nalawade	M.A.	Assistant Professor	History - (Modern Indian History)	18	Nil
2013-14	Yuvraj Nalawade	M.A.	Assistant Professor	History - (Modern Indian History)	19	Nil

11. List of senior visiting faculty: Nil

**12. Percentage of lectures delivered and practical classes handled (Programme-wise)
By temporary faculty: Not Applicable**

13. Student-Teacher Ratio (Programme-wise):

2009-2010		2010-2011		2011-2012		2012-2013		2013-2014	
Programme	Student Teacher ratio	Programme	Student Teacher ratio	Programme	Student Teacher ratio	Programme	Student Teacher ratio	Programme	Student Teacher ratio
F.Y.B.A.	27:01	F.Y.B.A.	22:01	F.Y.B.A.	19:01	F.Y.B.A.	32:01	F.Y.B.A.	39:01
S.Y.B.A.	22:01	S.Y.B.A.	16:01	S.Y.B.A.	20:01	S.Y.B.A.	13:01	S.Y.B.A.	24:01
T.Y.B.A.	16:01	T.Y.B.A.	14:01	T.Y.B.A.	12:01	T.Y.B.A.	14:01	T.Y.B.A.	08:01

14. Number of academic support staff (technical) and administrative staff; sanctioned and filled: Nil.


15. Qualifications of teaching faculty with DSc/ D.Litt/ Ph.D/M.Phil/PG.:

Year	Name	Qualification	Specialization
2009-10	Yuvraj Nalawade	M.A.	History - (Modern Indian History)
2010-11	Yuvraj Nalawade	M.A.	History - (Modern Indian History)
2011-12	Yuvraj Nalawade	M.A.	History - (Modern Indian History)
2012-13	Yuvraj Nalawade	M.A.	History - (Modern Indian History)
2013-14	Yuvraj Nalawade	M.A.	History - (Modern Indian History)

16. **Number of faculty with ongoing projects from a) National b) International funding agencies and grants received:** Nil.
17. **Departmental projects funded by DST-FIST; UGC, DBT, ICSSR, etc. and total grants received:** Nil.
18. **Research Centre /facility recognized by the University :** Nil.
19. **Publications :**

Year	State Level	National Level	Inter-National Level
2009-10	Nil	Nil	Nil
2010-11	Nil	Nil	Nil
2011-12	Nil	Nil	Nil
2012-13	Nil	Nil	Nil
2013-14	Nil	Nil	Nil

20. **Areas of consultancy and income generated:** Nil
21. **Faculty as members in**
 A) National Committee: Nil
 B) International Committee: Nil
 C) Editorial Boards: Nil
22. **Student projects**
 a. **Percentage of students who have done in-house projects including inter departmental/programme:** As per University Rules, projects were assigned to the students of F.Y.B.A. class from the year 2011-12, S.Y.B.A. class from the year 2012-2013 and T.Y.B.A. class from the years 2009-2014.
- b. **Percentage of students placed for projects in organizations outside the institution i.e. in Research laboratories/Industry/other agencies:** -- N/A
- c. **Percentage of students placed for projects in organizations outside the institution i.e. in Research laboratories/Industry/other agencies:** NIL
23. **Awards/ Recognitions received by faculty and students:** Nil
24. **List of eminent academicians and scientists / visitors to the department:** Nil
25. **Seminars/ Conferences/Workshops organized & the source of funding:** NIL



26. Student profile programme/course wise:

Year	Course	Male	Female	Total
2009-10	F.Y.B.A.	17	10	27
	S.Y.B.A.	13	09	22
	T.Y.B.A.	09	07	16
2010-11	F.Y.B.A.	17	05	22
	S.Y.B.A.	08	08	16
	T.Y.B.A.	08	06	14
2011-12	F.Y.B.A.	14	05	19
	S.Y.B.A.	16	04	20
	T.Y.B.A.	05	07	12
2012-13	F.Y.B.A.	19	13	32
	S.Y.B.A.	08	05	13
	T.Y.B.A.	11	03	14
2013-14	F.Y.B.A.	12	09	21
	S.Y.B.A.	10	05	15
	T.Y.B.A.	06	01	07

27. Passing Percentage of Students in the academic year 2013-2014 :

Year	Class	Subject	No. of Students Appeared		No. of students passed		Percentage of passing	
2009-10	F.Y.B.A.	History	27		23		85%	
	S.Y.B.A.	History	22		20		90%	
	T.Y.B.A.	History	16		15		93%	
2010-11	F.Y.B.A.	History	22		21		99.99%	
	S.Y.B.A.	History	16		14		87.05%	
	T.Y.B.A.	History	10		10		100%	
2011-12	F.Y.B.A.	History	I	II	I	II	I	II
			19	16	14	12	73%	75%
	S.Y.B.A.	History	III	IV	III	IV	III	IV
			20		16		80%	
	T.Y.B.A.	History	15		11		73%	
2012-13	F.Y.B.A.	History	I	II	I	II	I	II
			22	18	17	11	77%	61%
	S.Y.B.A.	History	III	IV	III	IV	III	IV
			14	13	12	11	85%	84%
	T.Y. B.A.	History	V	VI	V	VI	V	VI
			13	5	-	-	-	38%
2013-14	F.Y.B.A.	History	I	II	I	II	I	II
			21	20	19	17	90%	85%
	S.Y.B.A.	History	III	IV	III	IV	III	IV
			15	14	14	12	93%	85%
	T.Y.B.A.	History	V	VI	V	VI	V	VI
			06	05	04	04	66%	80%



28. Diversity of Students:

Year	Class	Students from other states
2009-10	F.Y.B.A	Nil
	S.Y.B.A	Nil
	T.Y.B.A	Nil
2010-11	F.Y.B.A	Nil
	S.Y.B.A	Nil
	T.Y.B.A	Nil
2011-12	F.Y.B.A	Nil
	S.Y.B.A	Nil
	T.Y.B.A	Nil
2012-13	F.Y.B.A	Nil
	S.Y.B.A	Nil
	T.Y.B.A	Nil
2013-14	F.Y.B.A	Nil
	S.Y.B.A	Nil
	T.Y.B.A	Nil

29. How many students have cleared national and state competitive examinations such as NET, SLET, GATE, Civil services, Defense services, etc.?: Nil

30. Student progression:

Every year some students pursue PG and similar subject related courses but documentary data not available.

31. Details of Infrastructural facilities

- Library:** There is no separate departmental library. However, we have one main college library, where students have access to the catalogue through computer and the books are issued to them.
- Internet facilities for Staff & Students:** Computer laboratory is there on the first floor of the college main building, where Internet facilities for both staff and students are available.
- Class rooms with ICT facility:** Nil
- Laboratories:** Nil

32. Number of students receiving financial assistance from college, University, government or other agencies :

Year	Class	No. of Students
2009-10	F.Y.B.A	Nil
	S.Y.B.A	Nil
	T.Y.B.A	Nil
2010-11	F.Y.B.A	Nil
	S.Y.B.A	Nil
	T.Y.B.A	Nil
2011-12	F.Y.B.A	Nil
	S.Y.B.A	Nil
	T.Y.B.A	Nil
2012-13	F.Y.B.A	Nil
	S.Y.B.A	Nil
	T.Y.B.A	Nil
2013-14	F.Y.B.A	Nil
	S.Y.B.A	Nil
	T.Y.B.A	Nil



33. **Details on student enrichment programmes (special lectures / workshops / seminar) with external experts:** Nil
34. **Teaching methods adopted to improve student learning:**
- Chalk and Board.
 - Case study Method.
 - Group Discussion.
35. **Participation in Institutional Social Responsibility (ISR) and Extension activities:**
I was a member of various committees of the college like Admission Committee, Discipline Committee etc.
36. **SWOC analysis of the department and Future plans:**
- Strength :** Upliftment of the socio-economically weaker students. Participation of the students in inter-collegiate competition.
- Weakness:** Time constraint, socio-economically weaker students, students doing part time jobs, so limitation to conduct extension programmes.
- Opportunities:** Seminars in History can be organized, Inter disciplinary activities can be conducted.
- Challenges:** To increase the enrollment of Arts students.
- Future Plans:**
- Organising inter-disciplinary seminars sponsored by U.G.C.
 - Organising competitions at intra and inter-collegiate levels.
 - Conducting guest lectures, inviting expertise, from the various subjects.



**EVALUATION REPORT OF THE DEPARTMENT OF ENVIRONMENTAL STUDIES
(Academic Year-2009-2014)**

- Name of the department:** Environmental Studies.
- Year of Establishment:** June 1965.
- Names of Programs / Courses offered”:** Under Graduate.
- Names of Interdisciplinary courses and the departments/units involved:** NIL
- Annual/ semester/choice based credit system (Program wise):**Class2009-20102010-

Class	2009-2010	2010-2011	2011-2012	2012-2013	2013-2014
F.Y.B.Com.	Two term end exams	Two term end exams	CBSGS	CBSGS	CBSGS

- Participation of the department in the courses offered by other departments:** NIL
- Courses in collaboration with other universities, industries, foreign institutions, etc.:** NIL
- Details of Courses/Programmes discontinued (if any)with reasons:** NIL
- Number of teaching posts**

Designation	2009-2010		2010-2011		2011-2012		2012-2013		2013-2014	
	Sancti oned	Fille d	Sancti oned	Fille d	Sancti oned	Fille d	Sancti oned	Filled	Sancti oned	Fille d
Assistant Professor	01	01	01	01	01	01	01	01	01	01

- Faculty profile with name, qualification, designation, specialization, (D.Sc. /D.Litt. /Ph.D. / M. Phil. etc.,) Aided Section:**

Year	Name	Qualification	Designation	Speci alization	No. of Years of Experien ce	No. of Ph.D. Students guided for the last 4 years
2009-10	Smt. Sita Iyer	M.A.,D.H.E	Assistant Professor	Geography	36	NIL
2010-11	Mamta Yadav	M.A., M.Phil	Assistant Professor	Geography	03	NIL
2011-12	Mamta Yadav	M.A., M.Phil	Assistant Professor	Geography	04	NIL
2012-13	Mamta Yadav	M.A., M.Phil	Assistant Professor	Geography	05	NIL
2013-14	Chinmay Khanolkar	M.Sc., NET, SET	Assistant Professor	EVS	04	NIL

- List of senior visiting faculty :** NIL
- Percentage of lectures delivered and practical classes handled (Programme-wise) by temporary faculty :** NIL
- Student -Teacher Ratio (Programme-wise :)**



2009-2010		2010-2011		2011-2012		2012-2013		2013-2014	
Programme	Student Teacher ratio	Programme	Student Teacher ratio	Programme	Student Teacher ratio	Programme	Student Teacher ratio	Programme	Student Teacher ratio
F.Y. B.Com.	314:01	F.Y. B.Com.	337:01	F.Y. B.Com.	336:01	F.Y. B.Com.	324:01	F.Y. B.Com.	321:01

14. Number of academic support staff (technical) and administrative, staff; sanctioned and filled: NIL.

15. Qualifications of teaching faculty with DSc/ D.Litt/ Ph.D/M.Phil/PG.:

Year	Name	Qualification	Specialization
2009-10	Smt.Sita Iyer	M.A.D.H.E	Geography
2010-11	Mamta Yadav	M.A., M.Phil	Geography
2011-12	Mamta Yadav	M.A., M.Phil	Geography
2012-13	Mamta Yadav	M.A., M.Phil	Geography
2013-14	Chinmay Khanolkar	M.Sc., NET, SET	EVS

16. Number of faculty with ongoing projects from a) National b) International funding agencies and grants received: NIL

17. Departmental projects funded by DST-FIST; UGC, DBT,ICSSR, etc. and total grants received: NIL

18. Research Centre /facility recognized by the University: NIL

19. Publications: NIL

20. Areas of consultancy and income generated: NIL

21. Faculty as members in

A) National Committee: NIL

B) International Committee: NIL

C) Editorial Boards: NIL

22. Student projects

a. Percentage of students who have done in-house projects including inter departmental/programme:

Around 100% students participate and submit assignments and projects every year, as part of the curriculum

b. Percentage of students placed for projects in organizations outside the institution i.e.in Research laboratories/Industry/other agencies: NIL

23. Awards/ Recognitions received by faculty and students: NIL

24. List of eminent academicians and scientists / visitors to the department: NIL

25. Seminars/ Conferences/Workshops organized & the source of funding: NIL

26. Student profile programme/course wise:

Year	Course	Male	Female	Total
2009-10	FY B Com	154	160	314
2010-11	FY B Com	190	147	337
2011-12	FY B Com	131	91	336
2012-13	FY B Com	192	132	324
2013-14	FY BCom	187	134	321



27. Passing Percentage of Students in the academic year 2009-2014:

Year	Class	Subject	No. of Students Appeared		No. of students passed		Percentage of passing	
			I	II	I	II	I	II
2009-10	FY BCom	EVS	314		286		91.08	
2010-11	FY B Com	EVS	337		302		89.61	
2011-12	FY B Com	EVS	336	336	289	296	86.0	88.1
2012-13	FY B Com	EVS	324	324	198	266	60.4	81.1
2013-14	FY B Com	EVS	321	321	223	266	69.5	82.7

28. Diversity of Students:

Year	Class	Students from other states
2009-10	FY B Com	05
2010-11	FY B Com	06
2011-12	FY B Com	07
2012-13	FY B Com	02
2013-14	FY B Com	03

29. How many students have cleared national and state competitive examinations such as NET, SLET, GATE, Civil services, Defense services, etc.?

NIL

30. Student progression

Students go for Post Graduation courses and other Vocational courses, the record for which is not available

31. Details of Infrastructural facilities

a. Library:

Book bank facility is provided for bright students.

Inflibnet (N-List): Free access to online journals for Teachers

b. Internet facilities for Staff & Students: Well equipped computer laboratory with internet facility is available for staff and students.

c. Class rooms with ICT facility: LCD projectors are available in the college and are provided with entire setting as and when required.

d. Laboratories: Computer Lab for staff and students is available

32. Number of students receiving financial assistance from college, University, government or other agencies:

Year	Class	No. of Students
2009-10	FY B Com	54
2010-11	FY B Com	83
2011-12	FY B Com	40
2012-13	FY B Com	20
2013-14	FY B Com	30



1. **Details on student enrichment programmes (special lectures / workshops / seminar) with external experts: NIL**
2. **Teaching methods adopted to improve student learning:**
 - Apart from chalk and talk, tools such as charts, posters and LCD Projectors are used to make the subject more interesting. Group discussions and case studies are also used to make teaching more interactive.
3. **Participation in Institutional Social Responsibility (ISR) and Extension activities:**
 - Faculties are the members of various committees like:
 - Smt. Sita Iyer- Exam committee
 - Ms. Mamta Yadav- Staff room and LCR incharge.
 - Mr. Chinmay Khanolkar- Attendance committee.
4. **SWOC analysis of the department and Future plans:**
 - **STRENGTH:**
 - ❖ The commerce faculty being in great demand the number of students opting for commerce is large this is motivating & satisfying to the faculty.
 - ❖ Faculty is very dedicated and enthusiastic in helping students achieve good academic performance. We also encourage our students participate in sports, cultural and other extra-curricular activities to promote their all-round development.
 - ❖ Systematic division of work, co-operation and team spirit within the department is its strength.
 - **WEAKNESS:**
 - ❖ The student's teachers' ratio being very large it is difficult to give full justice to all the students.
 - ❖ The syllabus of commerce lacks practical approach which makes it less appealing for the students.
 - **OPPORTUNITIES:**
 - ❖ We provide our students placement opportunity by insisting our students to appear for tests, interviews conducted by the companies which come for placement to our college. This gives them an opportunity to learn from this experience and face job recruitment in the future. This would help students in getting jobs faster and knowing what job profile is best suitable to their abilities.
 - ❖ Students seeking admission in foreign University are given full support from our side by giving them necessary testimonials and letter of recommendation.
 - **CHALLENGES:**
 - ❖ With the students getting lot of information, academic and otherwise, on the internet. The place of the classroom and college is getting less importance in their life.
 - ❖ Many students come from low income group and to support their family they do part time job. This also results in low attendance in the class.
 - **FUTURE PLANS:**
 - To come up with more activities for the students so that learning environment sciences becomes easy and interesting.
 - To conduct nature trails, cleanliness drives, anti-pollution campaigns, tree plantation drive so that the students get a closer view of the various environmental problems and their solutions.
 - To start a 'ENVIRO-CLUB' in which the students can participate and organize competitions like poster making, best out of waste, awareness drives etc.



**EVALUATION REPORT OF THE DEPARTMENT OF PHILOSOPHY
(Academic Year 2009-2014)**

1. **Name of the department:** Philosophy
2. **Year of Establishment:** June 1965
3. **Names of Programmes / Courses offered:** Under Graduate
4. **Names of Interdisciplinary courses and the departments/units involved:** Nil
5. **Annual/ semester/choice based credit system (Programme wise):**

Year	Programme	Examination
2009 - 10	FY.B.A	Two term end exams
	SY.BA	Two term end exams
	TY.BA	Two term end exams
2010 -11	FY.B.A	Semester & choice Based Credit & Grading System
	SY.BA	Semester & choice Based Credit & Grading System
	TY.BA	Semester & choice Based Credit & Grading System
2011 -12	FY.B.A	Choice Based Credit & Grading System
	SY.BA	Two term end exam
	TY.BA	Two term end exam
2012 -13	FY.B.A	Semester & choice Based credit & Grading System
	SY.BA	Semester & choice Based credit & Grading System
	TY.BA	Annual exam
2013 -14	FY.B.A	Semester & choice Based credit & Grading System
	SY.BA	Semester & choice Based Credit & Grading System
	TY.BA	Semester & choice Based Credit & Grading System

6. **Participation of the department in the courses offered by other departments:** Nil
7. **Courses in collaboration with other universities, industries, foreign institutions, etc.:** Nil
8. **Details of Courses/Programmes discontinued (if any)with reasons:** Nil
9. **Number of teaching posts**

Designation	2009-2010		2010-2011		2011-2012		2012-2013		2013-2014	
	Santi oned	Filled	Santi oned	Filled	Santi oned	Filled	Santi oned	Filled	Santi oned	Filled
Associate Professors	01	01	01	01	01	01	01	01	01	01



10. Faculty profile with name, qualification, designation, specialization, (D.Sc./D.Litt. /Ph.D. / M. Phil. etc.,) Aided Section:

	Name	Qualification	Designation	Specialization	No. of Years of Experience	No. of Ph.D. Students guided for the
2009-10	Dr.(Kum) Utpala Mody	M.A. Ph.D	Vice-Principal & Associate Professor	Empiricism, Logical Positivism, & Value Analysis, Jainism, Buddhism, Symbolic Logic.	33	4
2010-11	Dr.(Kum) Utpala Mody	M.A. Ph.D	Vice-Principal & Associate Professor	Empiricism, Logical Positivism, & Value Analysis, Jainism, Buddhism, Symbolic Logic.	34	
2011-12	.Dr.(Kum) Utpala Mody	M.A. Ph.D	Vice-Principal & Associate Professor	Empiricism, Logical Positivism, & Value Analysis, Jainism, Buddhism, Symbolic Logic	35	
2012-13	Dr.(Kum) Utpala Mody	M.A. Ph.D	Vice-Principal & Associate Professor	Empiricism, Logical Positivism, & Value Analysis, Jainism, Buddhism, Symbolic Logic	36	
2013-14	Dr.(Kum) Utpala Mody	M.A. Ph.D	Associate Professor	Empiricism, Logical Positivism, & Value Analysis, Jainism, Buddhism, Symbolic Logic	37	

11. List of senior visiting faculty: Nil

12. Percentage of lectures delivered and practical classes handled (Programme-wise) by temporary faculty : Nil

13. Student -Teacher Ratio (Programme-wise):

2009-2010		2010-2011		2011-2012		2012-2013		2013-2014	
Programme	Student Teacher ratio	Programme	Student Teacher ratio	Programme	Student Teacher ratio	Programme	Student Teacher ratio	Programme	Student Teacher ratio
F.Y.B.A.	27:01	F.Y.B.A.	16:01	F.Y.B.A.	12:01	F.Y.B.A.	18:01	F.Y.B.A.	04:01
S.Y.B.A.	15:01	S.Y.B.A.	19:01	S.Y.B.A.	12:01	S.Y.B.A.	05:01	S.Y.B.A.	10:01
T.Y.B.A.	02:01	T.Y.B.A.	01:01	T.Y.B.A.	04:01	T.Y.B.A.	01:01	T.Y.B.A.	----



14. Number of academic support staff (technical) and administrative, staff; sanctioned and filled: Nil.

15. Qualifications of teaching faculty with DSc/ D.Litt/ Ph.D/M.Phil/PG.:

Year	Name	Qualification	Specialization
2009-10 To 2013-14	Dr.(Kum) Utpala Mody	M.A. Ph.D	Empiricism, Logical Positivism, & Value Analysis, Jainism, Buddhism, Symbolic Logic

16. Number of faculty with ongoing projects from a) National b) International funding agencies and grants received: Nil.

17. Departmental projects funded by DST-FIST; UGC, DBT, ICSSR, etc. and total grants received: Nil.

18. Research Centre /facility recognized by the University: Nil.

19. Publications:

Year	Publication
2009 - 2010	Authored a book in Gujarati "Jain Jnana Sarita"
2010 - 2011	Article on "Economics of Higher Education-Changing Role in the New Global Order"
2011 - 2012	Nil
2012 - 2013	"Faculty Crunch and Higher Education" Published in Nov.2012
2013 - 2014	Article on "Fasting-Medical, Spiritual and Modern Approach" is published in the "Gandhi In the New Millennium-Issues And Challenges". Article on "Quality of Indian Higher Education-A Directional Impetus". Article on "Jaina Rasa Sahitya"-Risabhkrit Kumarpal Raas" Article on "Allergy-Allergenes, Allergic Diseases" & "Yoga Therpy in Asthma" Article on "The Analysis of the Changes in the beliefs of the ancestral and sectarian according to sastras in the light of the present day times"

20. Areas of consultancy and income generated: Nil

21. Faculty as members in

A) National Committee Nil

B) International Committee Nil

C) Editorial Boards Nil

22. Student projects

a. Percentage of students who have done in-house projects including inter departmental/programme: As per University Rules, Projects were assigned to the Students of F.Y.B.A. class from the year 2011-12, S.Y.B.A. class from the year 2012-13 and T.Y.B.A. class from 2009-2014.

b. Percentage of students placed for projects in organizations outside the institution i.e.in Research laboratories/Industry/other agencies: -- N/A

c. Percentage of students placed for projects in organizations outside the institution i.e.in Research laboratories/Industry/other agencies: NIL



23. **Awards/ Recognitions received by faculty and students:** I have received Best paper presentation Award in U.G.C. Sponsored National Seminar on 'Higher –Education –A Directional Impetus on 11th September September and 12th September 2013.
24. **List of eminent academicians and scientists / visitors to the department:** Nil
25. **Seminars/ Conferences/Workshops organized & the source of funding:** NIL
26. **Student profile programme/course wise:**

Year	Course	Male	Female	Total
2009-10	F.Y.B.A.	18	09	27
	S.Y.B.A.	06	09	15
	T.Y.B.A.	02	----	02
2010-11	F.Y.B.A.	07	09	16
	S.Y.B.A.	07	12	19
	T.Y.B.A.	---	01	01
2011-12	F.Y.B.A.	08	04	12
	S.Y.B.A.	03	09	12
	T.Y.B.A.	02	02	04
2012-13	F.Y.B.A.	13	05	18
	S.Y.B.A.	03	02	05
	T.Y.B.A.	01	---	01
2013-14	F.Y.B.A.	03	01	04
	S.Y.B.A.	06	04	10
	T.Y.B.A.	---	---	---

27. **Passing Percentage of Students in the academic year 2013-2014 :**

Year	Class	Subject	No. of Students Appeared		No. of students passed		Percentage of passing	
			I	II	I	II	I	II
2009-10	F.Y.B.A.	Philosophy	24		14		58	
	S.Y.B.A.	Philosophy	15		14		93	
	T.Y.B.A.	Philosophy	03		01		33.33	
2010-11	F.Y.B.A.	Philosophy	15		10		67	
	S.Y.B.A.	Philosophy	18		14		78	
	T.Y.B.A.	Philosophy	04		04		100	
2011-12	F.Y.B.A.	Philosophy	I 11	II 13	I 04	II 04	I 31	II 36
	S.Y.B.A.	Philosophy	11		11		100	
	T.Y.B.A.	Philosophy	04		04		100	
2012-13	F.Y.B.A.	Philosophy	I 16	II 15	I 08	II 16	I 50	II 40
	S.Y.B.A.	Philosophy	III 05	IV 04	III 03	IV 03	III 60	IV 75
	T.Y.B.A.	Philosophy	V -	VI -	V -	VI -	V -	VI -
2013-14	F.Y.B.A.	Philosophy	I 03	II 02	I 02	II 02	I 66	II 75
	S.Y.B.A.	Philosophy	III 06	IV 06	III 05	IV 03	III 83.33	IV 50
	T.Y.B.A.	Philosophy	V -	VI -	V -	VI -	V -	VI -



28. Diversity of Students:

Year	Class	Students from other states
2009-10	F.Y.B.A.	01
	S.Y.B.A.	-
	T.Y.B.A.	--
2010-11	F.Y.B.A.	-
	S.Y.B.A.	-
	T.Y.B.A.	-
2011-12	F.Y.B.A.	-
	S.Y.B.A.	-
	T.Y.B.A.	-
2012-13	F.Y.B.A.	02
	S.Y.B.A.	-
	T.Y.B.A.	-
2013-14	F.Y.B.A.	01
	S.Y.B.A.	-
	T.Y.B.A.	-

29. How many students have cleared national and state competitive examinations such as NET, SLET, GATE, Civil services, Defense services, etc.? : Nil

30. Student progression : Data not available

31. Details of Infrastructural facilities

- Library: We have one main college library, where my subject students have access to the catalogue through computer and the books are issued to them.
- Internet facilities for Staff & Students: Computer laboratory is there on the first floor of the college main building, where Internet facilities for both staff and students are available.
- Class rooms with ICT facility: Nil
- Laboratories : Nil

32. Number of students receiving financial assistance from college, University, government or other agencies:

Year	Class	No. of Students
2009-10	F.Y.B.A.	03
	S.Y.B.A.	02
	T.Y.B.A.	-
2010-11	F.Y.B.A.	-
	S.Y.B.A.	02
	T.Y.B.A.	-
2011-12	F.Y.B.A.	01
	S.Y.B.A.	-
	T.Y.B.A.	-
2012-13	F.Y.B.A.	-
	S.Y.B.A.	-
	T.Y.B.A.	-
2013-14	F.Y.B.A.	-
	S.Y.B.A.	-
	T.Y.B.A.	-



33. **Details on student enrichment programmes (special lectures / workshops / seminar) with external experts:** Nil
34. **Teaching methods adopted to improve student learning:**
- Chalk and Board.
 - Case study Method.
 - Group Discussion.
 - Guiding students in their projects.
 - Helping students in locating library books.
 - Motivating students to speak in the class. Encouraging students to participate in teaching-learning process.
 - Debates.
35. **Participation in Institutional Social Responsibility (ISR) and Extension activities:**
I was in various committees of the college, like Admission ,exam, discipline, principal's office, N.S.S., Grievance, Women Development Cell, Anti-ragging etc.
36. **SWOC analysis of the department and Future plans:**
- Strength:** Upliftment of the socio-economically weaker students. Participation of the students in inter-collegiate competition.
- Weakness:** Time constraint, socio-economically weaker students, Do part time jobs, so limitation to conduct extension programmes.
- Opportunities:** In competitive examinations like M.P.S.C., U.P.C. Philosophy papers are compulsory. The department gives guidance to those who want to appear for the exams. For B.Ed. courses also students have Philosophy papers. Students also get opportunity to become I.A.S. officer also.
- Challenges:** To increase the enrollment of Arts students.
- Future Plans:**
- Organising inter- disciplinary State and National level seminars sponsored by U.G.C.
 - Organising State level competition for inter- collegiate
 - Conducting guest lectures inviting expertise, from the various subjects.
 - Giving students experience of small research projects and papers.
 - Organise exhibition on awareness of various social and ethical issues..



**EVALUATION REPORT OF THE DEPARTMENT OF SOCIOLOGY
(Academic Years: 2009-2014)**

1. **Name of the department:** Department of Sociology
2. **Year of Establishment:** June 1965
3. **Names of Programmes / Courses offered:** Under Graduate
4. **Names of Interdisciplinary courses and the departments/units involved:** Nil
5. **Annual/ Semester/Choice Based Credit System (Programme wise):**

Year	Programme	Examination
2009 - 10	FY.B.A	Two Term -end exams
	SY.BA	Two Term -end exams
	TY.BA	Annual exam
2010 -11	FY.B.A	Two Term -end exams
	SY.BA	Two Term -end exams
	TY.BA	Annual exam
2011 -12	FY.B.A	Semester & Choice Based Credit & Grading System
	SY.BA	Two term end exam
	TY.BA	Annual exam
2012 -13	FY.B.A	Semester & Choice Based Credit & Grading System
	SY.BA	Semester & Choice Based Credit & Grading System
	TY.BA	Annual exam
2013 -14	FY.B.A	Semester & choice Based credit & Grading System
	SY.BA	Semester & choice Based Credit & Grading System
	TY.BA	Semester & choice Based Credit & Grading System

6. **Participation of the department in the courses offered by other departments:** Nil
7. **Courses in collaboration with other universities, industries, foreign institutions, etc.:** Nil
8. **Details of Courses/Programmes discontinued (if any)with reasons:** Nil
9. **Number of teaching posts:**

Designation	2009-2010		2010-2011		2011-2012		2012-2013		2013-2014	
	Sancti oned	Filled	Sancti oned	Filled	Sancti oned	Filled	Sancti oned	Filled	Sancti oned	Filled
Assistant Professors	01	01	01	01	01	01	01	01	01	01



**10. Faculty profile with name, qualification, designation, specialization:
(D.Sc./D.Litt./Ph.D./M. Phil. etc.) Aided Section:**

Year	Name	Qualification	Designation	Specialization	No. of Years of Experience	No. of Ph.D. Students guided for the last 4 years
2009-10	Manjusha Patwardhan	M.A. M.S.W. S.E.T.	Assistant Professor	Sociology Family & Child Welfare	05	Nil
2010-11	Manjusha Patwardhan	M.A. M.S.W. S.E.T.	Assistant Professor	Sociology Family & Child Welfare	06	Nil
2011-12	Manjusha Patwardhan	M.A. M.S.W. S.E.T.	Assistant Professor	Sociology Family & Child Welfare	07	Nil
2012-13	Manjusha Patwardhan	M.A. M.S.W. S.E.T.	Assistant Professor	Sociology Family & Child Welfare	08	Nil
2013-14	Manjusha Patwardhan	M.A. M.S.W. S.E.T.	Assistant Professor	Sociology Family & Child Welfare	09	Nil

11. List of senior visiting faculty: Nil

12. Percentage of lectures delivered and practical classes handled (Programme-wise)
By temporary faculty: Not Applicable

13. Student -Teacher Ratio (Programme-wise):

2009-2010		2010-2011		2011-2012		2012-2013		2013-2014	
Programme	Student Teacher ratio	Programme	Student Teacher ratio	Programme	Student Teacher ratio	Programme	Student Teacher ratio	Programme	Student Teacher ratio
F.Y.B.A.	60:01	F.Y.B.A.	41:01	F.Y.B.A.	51:01	F.Y.B.A.	54:01	F.Y.B.A.	21:01
S.Y.B.A.	57:01	S.Y.B.A.	54:01	S.Y.B.A.	32:01	S.Y.B.A.	27:01	S.Y.B.A.	29:01
T.Y.B.A.	52:01	T.Y.B.A.	37:01	T.Y.B.A.	27:01	T.Y.B.A.	20:01	T.Y.B.A.	25:01

14. Number of academic support staff (technical) and administrative staff; sanctioned and filled: Nil.


15. Qualifications of teaching faculty with DSc/ D.Litt/ Ph.D/M.Phil/PG.:

Year	Name	Qualification	Specialization
2009-10	Manjusha Patwardhan	M.A., M.S.W., S.E.T.	Sociology, Family & Child Welfare
2010-11	Manjusha Patwardhan	M.A., M.S.W., S.E.T.	Sociology, Family & Child Welfare
2011-12	Manjusha Patwardhan	M.A., M.S.W., S.E.T.	Sociology, Family & Child Welfare
2012-13	Manjusha Patwardhan	M.A., M.S.W., S.E.T.	Sociology, Family & Child Welfare
2013-14	Manjusha Patwardhan	M.A., M.S.W., S.E.T.	Sociology, Family & Child Welfare

16. Number of faculty with ongoing projects from a) National b) International funding agencies and grants received: Nil.

17. Departmental projects funded by DST-FIST; UGC, DBT, ICSSR, etc. and total grants received: Nil.

18. Research Centre /facility recognized by the University: Nil.

19. Publications:

Year	State Level	National Level	Inter-National Level
2009-10	Nil	Nil	Nil
2010-11	Nil	01	01
2011-12	01	Nil	01
2012-13	Nil	Nil	01
2013-14	Nil	01	Nil

1. Areas of consultancy and income generated: Nil

2. Faculty as members in

A) National Committee: Nil

B) International Committee: Nil

C) Editorial Boards: Nil

3. Student projects

a. Percentage of students who have done in-house projects including inter departmental/programme: As per University Rules, projects were assigned to the students of F.Y.B.A. class from the year 2011-12, S.Y.B.A. class from the year 2012-13 and T.Y.B.A. class from the years 2009-2014.

b. Percentage of students placed for projects in organizations outside the institution i.e.in Research laboratories/Industry/other agencies: Nil

23. Awards/ Recognitions received by faculty and students:

i. 2009-10: Successfully completed 'STREENET', an online course on 'Sexual Harassment and the Women's Development Cell' organized by N.G.O. Akshara.

ii. 2011-12: Received the Best Paper Presentation Award in Seminar-Cum-Workshop organized by N.G.Acharya and D.K.Marathe College. Mumbai.

24. List of eminent academicians and scientists / visitors to the department: Nil



25. Seminars/ Conferences/Workshops organized & the source of funding: NIL

26. Student profile programme/course wise:

Year	Course	Male	Female	Total
2009-10	F.Y.B.A.	30	30	60
	S.Y.B.A.	25	32	57
	T.Y.B.A.	20	32	52
2010-11	F.Y.B.A.	20	21	41
	S.Y.B.A.	20	26	46
	T.Y.B.A.	13	24	37
2011-12	F.Y.B.A.	25	26	51
	S.Y.B.A.	16	19	35
	T.Y.B.A.	11	16	27
2012-13	F.Y.B.A.	23	31	54
	S.Y.B.A.	13	14	27
	T.Y.B.A.	09	11	20
2013-14	F.Y.B.A.	13	08	21
	S.Y.B.A.	12	17	29
	T.Y.B.A.	11	14	25

27. Passing Percentage of Students in the academic years 2009-2014 :

Year	Class	Subject	No. of Students Appeared		No. of students passed		Percentage of passing	
			I	II	I	II	I	II
2009-10	F.Y.B.A.	Sociology	55		51		93%	
	S.Y.B.A.	Sociology	51		51		100%	
	T.Y.B.A.	Sociology	52		46		89%	
2010-11	F.Y.B.A.	Sociology	40		29		73%	
	S.Y.B.A.	Sociology	44		37		85%	
	T.Y.B.A.	Sociology	37		35		97%	
2011-12	F.Y.B.A.	Sociology	I	II	I	II	I	II
			42	40	35	34	83%	85%
	S.Y.B.A.	Sociology	32		24		75%	
T.Y.B.A.	Sociology	27		26		97%		
2012-13	F.Y.B.A.	Sociology	I	II	I	II	I	II
			40	36	25	33	63%	92%
	S.Y.B.A.	Sociology	III	IV	III	IV	III	IV
			26	19	21	19	81%	100%
T.Y. B.A.	Sociology	20		19		95%		
2013-14	F.Y.B.A.	Sociology	I	II	I	II	I	II
			16	17	12	15	70%	88%
	S.Y.B.A.	Sociology	III	IV	III	IV	III	IV
			26	27	24	25	92%	89%
T.Y.B.A.	Sociology	V	VI	V	VI	V	VI	
			23	23	18	20	80%	86%



28. Diversity of Students:

Year	Class	Students from other states
2009-10	F.Y.B.A.	Nil
	S.Y.B.A.	Nil
	T.Y.B.A.	Ni
2010-11	F.Y.B.A.	Nil
	S.Y.B.A.	Nil
	T.Y.B.A.	Nil
2011-12	F.Y.B.A.	02
	S.Y.B.A.	Nil
	T.Y.B.A.	Nil
2012-13	F.Y.B.A.	Nil
	S.Y.B.A.	Nil
	T.Y.B.A.	Ni
2013-14	F.Y.B.A.	01
	S.Y.B.A.	Nil
	T.Y.B.A.	Nil

29. How many students have cleared national and state competitive examinations such as NET, SLET, GATE, Civil services, Defense services, etc.?

Data is not available.

30. Student progression:

Every year some students pursue Post Graduation or other subject related courses. However documentary evidences for the same are unavailable.

31. Details of Infrastructural facilities

- Library:** The Department does not have a separate departmental library. However, the college library has a good collection of books in Sociology, mainly in English language. There are also few books available in Marathi language.
- Internet facilities for Staff & Students:** Staff and students have easy and free access to Internet facility in the College Computer Laboratory during the College working hours.
- Class rooms with ICT facility:** The College provides ICT facility to the Department. Arrangements for OHP are made in the class rooms as and when required during lectures for presentations.
- Laboratories:** Not Applicable.

32. Number of students receiving financial assistance from college, University, government or other agencies:

Year	Class	No. of Students
2009-10	F.Y.B.A.	N.A.
	S.Y.B.A.	N.A.
	T.Y.B.A.	N.A.
2010-11	F.Y.B.A.	N.A.
	S.Y.B.A.	N.A.
	T.Y.B.A.	N.A.
2011-12	F.Y.B.A.	N.A.
	S.Y.B.A.	N.A.
	T.Y.B.A.	N.A.
2012-13	F.Y.B.A.	N.A.
	S.Y.B.A.	N.A.
	T.Y.B.A.	N.A.
2013-14	F.Y.B.A.	N.A.
	S.Y.B.A.	N.A.
	T.Y.B.A.	N.A.



33. **Details on student enrichment programmes (special lectures / workshops / seminar) with external experts:** Nil.
34. **Teaching methods adopted to improve student learning:**
 Different methods of teaching are adopted in the classroom to break the monotony and to make the learning interesting for the students. A combination of the following methods is used:
- Traditional Chalk and Board method.
 - Case study Method.
 - Group Discussions pertaining to the topic.
 - Quiz and puzzles.
 - Debates.
 - Screening of films followed by discussion.
35. **Participation in Institutional Social Responsibility (ISR) and Extension activities:**
 The faculty is an active member of various committees in the College that are responsible for smooth and efficient functioning of the College. The committees are related to Academics, Co-curricular and Extra-curricular activities and Discipline. The faculty has worked for the following committees;
- Admission Committee
 - College Women Development Cell
 - College Day Committee
 - Attendance Committee
 - Inter-Collegiate Cultural Committee
36. **SWOC analysis of the department and Future plans:**
- (I) Strengths:**
- The Department has a full time, qualified Teaching Faculty. The Faculty holds a post-Graduate degree in the subjects of Sociology from the University of Mumbai as well as Social Work from the Tata Institute of Social Sciences. Since both these disciplines are complimentary to each other, the first hand experience of the faculty in the field helps in relating theory to practice in the classroom.
 - There is a very good collection of books and journals pertaining to the subject in the College Library.
 - Students are given guidance and counseling regarding personal and career issues.
 - Students are encouraged to participate in various extra-curricular and co-curricular activities.
- (II) Weaknesses:**
- Many of our students come from a vernacular medium of instruction. They, therefore, find it difficult to cope with the subject.
 - Admission is given to students scoring low marks at the entry point (F.Y.B.A.) which also makes it difficult for them to do well in the subject.
 - Many of our students come from socio-economically backward classes. In order to support their families they have to seek employment along with the studies. As a result their focus on studies is diverted.
 - The Department being a single person department, all the academic and the administrative work has to be managed single-handedly, which becomes taxing at times.
- (III) Opportunities:**
- Seminars/ Workshops/ Conferences in the subject can be organized at the college level.
 - Interdisciplinary activities can be organized involving all the Departments in Social Sciences or Humanities.
- (IV) Challenges:**
- Teaching students with diverse language background in the classroom is a challenging task.
 - Motivating students who are working to take interest in their studies is another challenge.
 - Increasing the enrollment of students in the Arts Faculty is the biggest challenge.

**(V) Future Plans:**

- * Developing strategies to increase the strength of the students in Social Sciences.
- * Organising Inter-disciplinary Seminars/ Conferences/ Workshops involving all the Departments of Social Sciences.
- * Organising competitions and exhibitions on awareness of various social issues for students both at the Intra-Collegiate as well as Inter-Collegiate levels.
- * Conducting guest lectures and inviting experts and resource persons from the various fields.
- * Giving students exposure small scale research projects.



EVALUATION REPORT OF THE DEPARTMENT OF PSYCHOLOGY (Academic Year- 2009-2014)

1. **Name of the department:** Department of Psychology
2. **Year of Establishment:** June 1965
3. **Names of Programmes / Courses offered:** Under Graduate
4. **Names of Interdisciplinary courses and the departments/units involved:** - Nil
5. **Annual/ semester/choice based credit system (Programme wise):**

Class	2009-10	2010-11	2011-12	2012-13	2013-14
FYBA	Two Term - end exam	Two Term - end exam	CBSGS	CBSGS	CBSGS
SYBA	Two Term - end exam	Two Term - end exam	Two Term - end exam	CBSGS	CBSGS
TYBA	Annual	Annual	Annual	Annual	CBSGS

6. **Participation of the department in the courses offered by other departments:** - Nil
7. **Courses in collaboration with other universities, industries, foreign institutions, etc.:** - Nil
8. **Details of Courses/Programmes discontinued (if any)with reasons:** Nil
9. **Number of teaching posts**

Designation	2009-2010		2010-2011		2011-2012		2012-2013		2013-2014	
	Sanctioned	Filled	Sanctioned	Filled	Sanctioned	Filled	Sanctioned	Filled	Sanctioned	Filled
Asst. Prof.	01	01	01	01	01	01	01	01	01	01

10. **Faculty profile with name, qualification, designation, specialization, (D.Sc./D.Litt. /Ph.D. / M. Phil. etc.,) Aided Section:**

Years	Name	Qualification	Designation	Specialization	No.of Years Of Experience	No. of Ph.D. Students guided for the last 4 years
2009-10	Rina Dhonde	M.A., N.E.T.	Asst. Prof.	Counseling Psychology	03	-
2010-11	Rina Dhonde	M.A., N.E.T.	Asst. Prof.	Counseling Psychology	04	-
2011-12	Rina Dhonde	M.A., N.E.T.	Asst. Prof.	Counseling Psychology	05	-
2012-13	Rina Dhonde	M.A., N.E.T.	Asst. Prof.	Counseling Psychology	06	-
2013-14	Rina Dhonde	M.A., N.E.T.	Asst. Prof.	Counseling Psychology	07	-



11. List of senior visiting faculty: Nil
 12. Percentage of lectures delivered and practical classes handled (Programme-wise) by temporary faculty : N.A.
 13. Student -Teacher Ratio (Programme-wise):

2009-2010		2010-2011		2011-2012		2012-2013		2013-2014	
Programme	Student Teacher ratio	Programme	Student Teacher ratio	Programme	Student Teacher ratio	Programme	Student Teacher ratio	Programme	Student Teacher ratio
F.Y.	24:01	F.Y.	17:01	F.Y.	32:01	F.Y.	26:01	F.Y.	16:01
S.Y.	20:01	S.Y.	14:01	S.Y.	12:01	S.Y.	12:01	S.Y.	16:01
T.Y.	20:01	T.Y.	15:01	T.Y.	08:01	T.Y.	08:01	T.Y.	06:01

14. Number of academic support staff (technical) and administrative, staff; sanctioned and filled: Nil.
 15. Qualifications of teaching faculty with DSc/ D.Litt/ Ph.D/M.Phil/PG.:

Year	Name	Qualification	Specialization
2009-10	Rina D. Dhonde	M.A., N.E.T.	Counseling Psychology
2010-11	Rina D. Dhonde	M.A., N.E.T.	Counseling Psychology
2011-12	Rina D. Dhonde	M.A., N.E.T.	Counseling Psychology
2012-13	Rina D. Dhonde	M.A., N.E.T.	Counseling Psychology
2013-14	Rina D. Dhonde	M.A., N.E.T.	Counseling Psychology

16. Number of faculty with ongoing projects from a) National b) International funding agencies and grants received: Nil.
 17. Departmental projects funded by DST-FIST; UGC, DBT, ICSSR, etc. and total grants received: Nil.
 18. Research Centre /facility recognized by the University: Nil.
 19. Publications:

YEAR	STATE	NATIONAL	INTERNATIONAL
2009-2010	Nil	Nil	Nil
2010-2011	Nil	01	01
2011-2012	Nil	03	Nil
2012-2013	Nil	01	02
2013-2014	Nil	Nil	Nil

20. Areas of consultancy and income generated: Nil
 21. Faculty as members in
 A) National Committee: -- Nil
 B) International Committee: -- Nil
 C) Editorial Boards: -- Nil
 22. Student projects



- a. **Percentage of students who have done in-house projects including inter departmental/programme:** As per University Rules, Projects were assigned to the Students of F.Y.B.A. class from the year 2011-12, S.Y.B.A. class from the year 2012-13 and T.Y.B.A. class from 2009-2014.
- b. **Percentage of students placed for projects in organizations outside the institution i.e.in Research laboratories/Industry/other agencies:** Nil
23. **Awards/ Recognitions received by faculty and students:**
2011-12- Received 'Best Paper Presentation Award' in Seminar- cum- workshop in N.G. Acharya and D.K. Marathe College, Mumbai.
2012-13 - Received 'Best Research Paper Award' in National Conference of Marathi Manasshastra Parishad.
24. **List of eminent academicians and scientists / visitors to the department:** Nil
25. **Seminars/ Conferences/Workshops organized & the source of funding:** Nil
26. **Student profile programme/course wise:**

Year	Course	Male	Female	Total
2009-10	F.Y.B.A.	12	12	24
	S.Y.B.A.	07	13	20
	T.Y.B.A.	04	16	20
2010-11	F.Y.B.A.	09	08	17
	S.Y.B.A.	05	09	14
	T.Y.B.A.	03	11	15
2011-12	F.Y.B.A.	16	16	32
	S.Y.B.A.	04	08	12
	T.Y.B.A.	03	05	08
2012-13	F.Y.B.A.	12	14	26
	S.Y.B.A.	06	06	12
	T.Y.B.A.	02	06	08
2013-14	F.Y.B.A.	08	08	16
	S.Y.B.A.	07	09	16
	T.Y.B.A.	01	05	06



27. Passing Percentage of Students in the academic year 2013-2014 :

Year	Class	Subject	No. of Students Appeared		No. of students passed		Percentage of passing	
2009-10	F.Y.B.A.	Psychology	20		13		65%	
	S.Y.B.A.	Psychology	19		17		90%	
	T.Y.B.A.	Psychology	20		10		50%	
2010-11	F.Y.B.A.	Psychology	15		09		60%	
	S.Y.B.A.	Psychology	14		10		72%	
	T.Y.B.A.	Psychology	17		11		65%	
			I	II	I	II	I	II
2011-12	F.Y.B.A.	Psychology	19	15	15	11	79%	73%
	S.Y.B.A.	Psychology	12		09		75%	
	T.Y.B.A.	Psychology	13		08		62%	
			I	II	I	II	I	II
2012-13	F.Y.B.A.	Psychology	18	21	07	19	39%	90%
			III	IV	III	IV	III	IV
	S.Y.B.A.	Psychology	12	14	07	13	59%	92%
			09		05		56%	
			I	II	I	II	I	II
2013-14	F.Y.B.A.	Psychology	14	10	07	10	50%	100%
			III	IV	III	IV	III	IV
	S.Y.B.A.	Psychology	16	15	11	11	69%	73%
			V	VI	V	VI	V	VI
			06	06	03	02	50%	34%

28. Diversity of Students:

Year	Class	Students from other states
2009-10	F.Y.B.A.	Nil
	S.Y.B.A.	Nil
	T.Y.B.A.	Nil
2010-11	F.Y.B.A.	01
	S.Y.B.A.	Nil
	T.Y.B.A.	Nil
2011-12	F.Y.B.A.	01
	S.Y.B.A.	Nil
	T.Y.B.A.	Nil
2012-13	F.Y.B.A.	01
	S.Y.B.A.	02
	T.Y.B.A.	Nil
2013-14	F.Y.B.A.	Nil
	S.Y.B.A.	Nil
	T.Y.B.A.	Nil



29. **How many students have cleared national and state competitive examinations such as NET, SLET, GATE, Civil services, Defense services, etc.? Nil**

30. **Student progression**

Every year some students pursue Post Graduate and other subject related courses. However documentary evidences for the same are not available.

31. **Details of Infrastructural facilities**

- Library:** The College Library has a good collection of books. It has a separate section reserved for the books of Psychology. Both Classic and Contemporary books in the subject of Psychology are available in the Library. Books are available in English and Marathi languages.
- Internet facilities for Staff & Students:** Staff and students have easy and free access to Internet in the College Computer Lab. This facility is available to staff and students at any time during college hours.
- Class rooms with ICT facility:** The College provides ICT facility to the Department. Arrangements for OHP are made in the classrooms as and when required during lectures or presentations.
- Laboratories:** N.A.

32. **Number of students receiving financial assistance from college, University, government or other agencies:**

Year	Class	No. of Students
2009-10	F.Y.B.A.	Nil
	S.Y.B.A.	01
	T.Y.B.A.	Nil
2010-11	F.Y.B.A.	Nil
	S.Y.B.A.	Nil
	T.Y.B.A.	01
2011-12	F.Y.B.A.	01
	S.Y.B.A.	Nil
	T.Y.B.A.	Nil
2012-13	F.Y.B.A.	Nil
	S.Y.B.A.	03
	T.Y.B.A.	Nil
2013-14	F.Y.B.A.	02
	S.Y.B.A.	01
	T.Y.B.A.	02

33. **Details on student enrichment programmes (special lectures / workshops / seminar) with external experts: Nil**

34. **Teaching methods adopted to improve student learning:** Different methods of teaching are adopted in the classroom to make the subject easy, understandable and interesting for the students. Some of the methods used are as follows,

- Classroom discussion
- Presentations by students both Individual and in Groups.
- Role play method
- Case analysis and discussion especially in Abnormal Psychology.
- Quiz and puzzles to teach topics like 'Problem solving and Thinking'.
- Debates on certain topics related to 'Social Psychology'.
- Exposure to Psychological tests to give first hand experience to students.
- Business Games to teach 'Industrial Psychology'
- Screening of films related to the subject and then discussion on them.
- Class tests are taken at regular interval.



35. Participation in Institutional Social Responsibility (ISR) and Extension activities:

The faculty is a member of various committees in the College that are responsible for smooth functioning of the College. The committees work for Academic, Co-curricular and Social causes. The faculty has worked for the following Committees,

- ◆ N.S.S. Programme Officer since December 2011.
- ◆ Admission Committee.
- ◆ Attendance Committee.
- ◆ College Day Discipline Committee.
- ◆ Staffroom and Ladies Common Room In charge.
- ◆ Examiner for University Papers at T.Y.B.A. level.

36. SWOC analysis of the department and Future plans:

Strength

- ◆ The Department has a full time, qualified Teaching faculty who is also a qualified Counselor.
- ◆ Rare books in Psychology are available in the College Library which helps in generating interest for the subject among the students.
- ◆ Easy access to Counseling and Guidance Center helps in giving hands- on training to students on Psychological Tests. Students thus have an opportunity to practically see and experience the testing material that they study as a part of their syllabus.
- ◆ Students get guidance and counseling regarding career and personal issues.
- ◆ Counseling helps the students to better cope with their problems thereby reducing the drop-out rate among them.

Weakness

- ◆ Students who have a vernacular background do opt for the subject and sometimes find it difficult to cope with the scientific terminology used in the subject.
- ◆ Since students scoring low marks are also admitted in college, they sometimes cannot score well in the subject as the subject is more scientific and abstract.
- ◆ Many students come from humble background and hence have to work along with the studies, thus their focus on the studies may get affected.
- ◆ The Department being 'Single Person', all lectures and administrative work has to be handled alone.

Opportunities

- ◆ Since the Counseling center is related to the Department, Short- term Courses in the field can be designed.
- ◆ Seminar and Workshops in Psychology related subjects can be organized.
- ◆ Interdisciplinary activities can be conducted as Psychology can be related to all other Social sciences.

Challenges

- ◆ Students coming from Commerce, Science and even Technical background, who have never studied Psychology, opt for the subject. Hence it becomes necessary to teach the basic concepts of Psychology covered in Junior college again in the First year lectures.
- ◆ Teaching students with diverse language background in the class is a challenge.
- ◆ Motivating the students who work to continue with their study.
- ◆ Making the technical concepts easy to be understood by all students coming from Vernacular background or with low percentages in the lower class and maintaining the interest of Advance learners in the class becomes a challenge.

Future Plans

- ◆ Organizing an Interdisciplinary Seminar with other Social Sciences Department in the College.
- ◆ Designing basic Psychology Course for students who do not have a Psychology background.
- ◆ Developing action plan for increasing the strength of the students.
- ◆ Creating awareness about Mental Health and Counseling among all students and staff through the Counseling and Guidance Center.



**EVALUATION REPORT OF THE DEPARTMENT OF SANSKRIT
(Academic Year- 2009-2014)**

1. **Name of the department:** Department of Sanskrit
2. **Year of Establishment:** June 1965
3. **Names of Programmes / Courses offered:** Under Graduate
4. **Names of Interdisciplinary courses and the departments/units involved:** - Nil
5. **Annual/ semester/choice based credit system (Programme wise):**

Class	2009-10	2010-11	2011-12	2012-13	2013-14
FYBA	Two Term - end exam	Two Term - end exam	CBSGS	CBSGS	CBSGS
SYBA	Two Term - end exam	Two Term - end exam	Two Term - end exam	CBSGS	CBSGS
TYBA	Annual	Annual	Annual	Annual	CBSGS

6. **Participation of the department in the courses offered by other departments:** -
- Nil
7. **Courses in collaboration with other universities, industries, foreign institutions, etc.**
- Nil
8. **Details of Courses/Programmes discontinued (if any) with reasons:**
- Nil
9. **Number of teaching posts**

Designation	2009-2010		2010-2011		2011-2012		2012-2013		2013-2014	
	Sanctioned	Filled	Sanctioned	Filled	Sanctioned	Filled	Sanctioned	Filled	Sanctioned	Filled
Asst. Prof.	01	01	01	01	01	01	01	01	01	01

10. **Faculty profile with name, qualification, designation, specialization, (D.Sc./D.Litt. /Ph.D. / M. Phil. etc.,) Aided Section:**

Year	Name	Qualification	Designation	Specialization	No. of Years of Experience	No. of Ph.D. Students guided for the last 4 years
2009-10	Dr. Vaishali Dabke	M.A., Ph.D.	Asst. Prof.	Sanskrit Vedanta	10	-
2010-11	Dr. Vaishali Dabke	M.A., Ph.D.	Asst. Prof.	Sanskrit Vedanta	11	-
2011-12	Dr. Vaishali Dabke	M.A., Ph.D.	Asst. Prof.	Sanskrit Vedanta	12	-
2012-13	Dr. Vaishali Dabke	M.A., Ph.D.	Asst. Prof.	Sanskrit Vedanta	13	-
2013-14	Dr. Vaishali Dabke	M.A., Ph.D.	Asst. Prof.	Sanskrit Vedanta	14	-

11. **List of senior visiting faculty:** Nil
12. **Percentage of lectures delivered and practical classes handled (Programme-wise) by temporary faculty :** - N.A



13. Student -Teacher Ratio (Programme-wise):

2009-2010		2010-2011		2011-2012		2012-2013		2013-2014	
Programme	Student Teacher ratio	Program me	Student Teacher ratio	Program me	Student Teacher ratio	Program me	Student Teacher ratio	Programme	Student Teacher ratio
F.Y.	25:01	F.Y.	15:01	F.Y.	17:01	F.Y.	16:01	F.Y.	03:01
S.Y.	19:01	S.Y.	19:01	S.Y.	09:01	S.Y.	07:01	S.Y.	12:01
T.Y.	02:01	T.Y.	08:01	T.Y.	06:01	T.Y.	03:01	T.Y.	03:01

14. Number of academic support staff (technical) and administrative, staff; sanctioned and filled: - Nil

15. Qualifications of teaching faculty with DSc/ D.Litt/ Ph.D/M.Phil/PG.:

Year	Name	Qualification	Specialization
2009-10	Dr.Vaishali Dabke	M.A., Ph.D.	Sanskrit Vedanta
2010-11	Dr.Vaishali Dabke	M.A., Ph.D	Sanskrit Vedanta
2011-12	Dr.Vaishali Dabke	M.A., Ph.D.	Sanskrit Vedanta
2012-13	Dr.Vaishali Dabke	M.A., Ph.D.	Sanskrit Vedanta
2013-14	Dr.Vaishali Dabke	M.A., Ph.D.	Sanskrit Vedanta

16. Number of faculty with ongoing projects from a) National b) International funding agencies and grants received: Nil.

17. Departmental projects funded by DST-FIST; UGC, DBT,ICSSR, etc. and total grants received: Nil.

18. Research Centre /facility recognized by the University: Nil.

19. Publications: Research Papers

YEAR	STATE	NATIONAL	INTERNATIONAL
2009-2010	Nil	Nil	Nil
2010-2011	Nil	Nil	Nil
2011-2012	01	Nil	Nil
2012-2013	Nil	01	Nil
2013-2014	Nil	01	Nil

Publications: Books

1. Book titled "Chala Sanskrit Shiku ya" (2nd Edition) (July 2012)
2. Book titled "Shankaracharyanche Yogadan" (July 2013)

Member in Editorial Board

- ◆ Member of Editorial Committee of Maharashtra State Secondary and Higher Secondary Board, Text Book of Sanskrit STD X (Composite course)
- ◆ Member of Editor's Committee of Maharashtra State Secondary and Higher Secondary Board for preparing Handbook in the Subject of Sanskrit (STD X and STD XII)

20. Areas of consultancy and income generated: - Nil

21. Faculty as members in

- A) National Committee: -- Nil
- B) International Committee: -- Nil



- C) Editorial Boards: -- Nil
22. **Student projects**
- a. **Percentage of students who have done in-house projects including inter departmental/programme:** As per University Rules, Projects were assigned to the Students of F.Y.B.A. class from the year 2011-12, S.Y.B.A. class from the year 2012-13 and T.Y.B.A. class from 2009-2014.
- b. **Percentage of students placed for projects in organizations outside the institution i.e.in Research laboratories/Industry/other agencies:** -- Nil
23. **Awards/ Recognitions received by faculty and students:** Nil
24. **List of eminent academicians and scientists / visitors to the department:** -- Nil
25. **Seminars/ Conferences/Workshops organized & the source of funding:** -- Nil
26. **Student profile programme/course wise:**

Year	Course	Male	Female	Total
2009-10	F.Y.B.A.	14	11	25
	S.Y.B.A.	09	10	19
	T.Y.B.A.	00	02	02
2010-11	F.Y.B.A.	09	06	15
	S.Y.B.A.	09	10	19
	T.Y.B.A.	05	03	08
2011-12	F.Y.B.A.	15	02	17
	S.Y.B.A.	05	04	09
	T.Y.B.A.	03	03	06
2012-13	F.Y.B.A.	13	03	16
	S.Y.B.A.	05	02	07
	T.Y.B.A.	00	03	03
2013-14	F.Y.B.A.	00	03	03
	S.Y.B.A.	12	02	12
	T.Y.B.A.	02	01	03

27. **Passing Percentage of Students in the academic year 2009-2014 :**

Year	Class	Subject	No. of Students Appeared		No. of students passed		Percentage of passing	
			I	II	I	II	I	II
2009-10	F.Y.B.A.	Sanskrit	20		17		85%	
	S.Y.B.A.	Sanskrit	19		18		94%	
	T.Y.B.A.	Sanskrit	02		01		50%	
2010-11	F.Y.B.A.	Sanskrit	11		10		90%	
	S.Y.B.A.	Sanskrit	19		17		89%	
	T.Y.B.A.	Sanskrit	08		05		60%	
2011-12	F.Y.B.A.	Sanskrit	14	12	09	09	65%	75%
	S.Y.B.A.	Sanskrit	09		07		77%	
	T.Y.B.A.	Sanskrit	06		06		100%	
2012-13	F.Y.B.A.	Sanskrit	14	14	09	13	65%	93%
	S.Y.B.A.	Sanskrit	07	07	07	07	100%	100%
	T.Y.B.A.	Sanskrit	03		01		33%	
2013-14	F.Y.B.A.	Sanskrit	03	03	01	03	33%	100%
	S.Y.B.A.	Sanskrit	11	11	08	07	72%	64%
	T.Y.B.A.	Sanskrit	03	03	01	01	33%	33%



28. Diversity of Students:

Year	Class	Students from other states
2009-10	F.Y.B.A.	Nil
	S.Y.B.A.	Nil
	T.Y.B.A.	Nil
2010-11	F.Y.B.A.	01
	S.Y.B.A.	Nil
	T.Y.B.A.	Nil
2011-12	F.Y.B.A.	Nil
	S.Y.B.A.	Nil
	T.Y.B.A.	Nil
2012-13	F.Y.B.A.	02
	S.Y.B.A.	01
	T.Y.B.A.	Nil
2013-14	F.Y.B.A.	Nil
	S.Y.B.A.	02
	T.Y.B.A.	Nil

29. How many students have cleared national and state competitive examinations such as NET, SLET, GATE, Civil services, Defense services, etc.? Nil

30. Student progression

Every year some students pursue Post Graduate and other subject related courses. However documentary evidences for the same are not available.

31. Details of Infrastructural facilities

- a. **Library:** The college maintains a well stocked library, with a special section for Sanskrit books.
- b. **Internet facilities for Staff & Students:**
 - i. Students and Staff can avail the free internet facility, made available in the Computer Lab.
- c. **Class rooms with ICT facility: OHP**
 - i. OHP facility is provided in the classroom whenever required
- d. **Laboratories: N.A.**

32. Number of students receiving financial assistance from college, University, government or other agencies:

Year	Class	No. of Students
2009-10	F.Y.B.A.	02
	S.Y.B.A.	04
	T.Y.B.A.	01
2010-11	F.Y.B.A.	01
	S.Y.B.A.	03
	T.Y.B.A.	01
2011-12	F.Y.B.A.	02
	S.Y.B.A.	03
	T.Y.B.A.	01
2012-13	F.Y.B.A.	Nil
	S.Y.B.A.	01
	T.Y.B.A.	02
2013-14	F.Y.B.A.	Nil
	S.Y.B.A.	Nil
	T.Y.B.A.	Nil



33. **Details on student enrichment programmes (special lectures / workshops / seminar) with external experts: Nil**

34. **Teaching methods adopted to improve student learning:**

- | | |
|--|-------------------------------------|
| a. Group Discussion | b. Project writing and presentation |
| c. Use of educational audio-visual CDs | d. Field trips |
| e. Periodical class tests | |

35. **Participation in Institutional Social Responsibility (ISR) and Extension activities:**

The concerned professor has been part of the following committees.

- ◆ Admission committee
- ◆ Attendance committee
- ◆ Exam committee
- ◆ Discipline committee
- ◆ Kalashree (Intra college festival) committee
- ◆ Staff room and Ladies common room In-charge
- ◆ Paper-setter, Examiner and Moderator for university of Mumbai at T.Y.B.A. and M.A. level

36. **SWOC analysis of the department and Future plans:**

Strengths:

- ◆ Bhavan's Hazarimal Somani College is the only college that offers Sanskrit at the Junior as well as at the Senior college level, in South Mumbai.
- ◆ Institute of Bharatiya Vidya Bhavan is devoted to the study, preservation and revival of Indology and Sanskrit. Department of Sanskrit is also keen on promoting propagating and popularizing Sanskrit, especially among young generation.
- ◆ The department has a full time, permanent and fully qualified staff.
- ◆ Being located in the vicinity of the PG and research institute of the Bharatiya Vidya Bhavan, Staff and students can avail the library facility, which has the rich collection of rare Sanskrit books.

Weaknesses:

- ◆ Some students offering Sanskrit, do not have the background of Sanskrit grammar. These students find it difficult to cope up with the syllabus.
- ◆ Some of the students belonging to humble background are engaged with part time jobs therefore their focus on the study is diverted and affect the results.
- ◆ Being the single person department, the staff has to handle academic and administrative responsibilities alone.

Opportunities:

- ◆ Exploring the Ancient Indian Culture and Sciences through Sanskrit texts by undertaking Research projects which also has the participation of students.
- ◆ Organizing workshops on Manuscriptology and Ancient Indian scripts, which is an upcoming field, having potential of generating employment.
- ◆ Introduction of E-learning in the Subject of Sanskrit, is a new prospect for the Staff and the students.

Challenges:

- ◆ Helping students having no background of Sanskrit, to cope up with the syllabus
- ◆ Creating interest about Sanskrit literature among students and motivating them to pursue advance studies in Sanskrit
- ◆ Multi-lingual teaching in limited time frame is a challenge

Future Plans:

- ◆ Commencing a Research Centre in College in the subject of Sanskrit and involving students in the research activity
- ◆ Designing short courses in Spoken Sanskrit and Certificate course in Sanskrit Literature for students, Professors, and Sanskrit lovers and creating awareness about the treasures of Sanskrit language.
- ◆ Organizing an exhibition on Ancient Indian Sciences and Sanskrit text.
- ◆ Organizing inter-disciplinary activities like seminars, workshops, field trips, etc.



**EVALUATION REPORT OF THE DEPARTMENT OF POLITICAL SCIENCE
(Academic Years- 2009-2010 to 2013-2014)**

1. **Name of the Department: Department of Political Science**
2. **Year of Establishment: June 1965**
3. **Names of Programmes / Courses offered": Bachelor of Arts**
4. **Names of Interdisciplinary courses and the departments/units involved: Nil**
5. **Annual/ semester/choice based credit system (Programme wise):**

Class	2009-2010	2010-2011	2011-2012	2012-2013	2013-2014
F.Y.B.A	Two term end exams	Two term end exams	CBSGS	CBSGS	CBSGS
S.Y.B.A	Two term end exams	Two term end exams	Two term end exams	CBSGS	CBSGS
T.Y.B.A	Annual exams	Annual exams	Annual exams	Annual exams	CBSGS

6. **Participation of the department in the courses offered by other departments: - Nil**
7. **Courses in collaboration with other universities, industries, foreign institutions, etc.: - Nil**
8. **Details of Courses/Programmes discontinued (if any)with reasons: - Nil**
9. **Number of teaching posts – 02 (Full-Time)**

Designation	2009-2010		2010-2011		2011-2012		2012-2013		2013-2014	
	Santi oned	Filled	Santi oned	Filled	Santi oned	Filled	Santi oned	Filled	Santi oned	Filled
Associate Professor	01	01	01	01	01	01	01	01	-	-
Assistant Professor	01	01	01	01	01	01	01	01	02	01

10. **Faculty profile with name, qualification, designation, specialization, (D.Sc./D.Litt. /Ph.D. / M. Phil. etc.,) Aided Section:**

Year	Name	Qualification	Designation	Specialization	No. of Years of Experience	No. of Ph.D. Students guided for the last 4years
2009-10	B.A. Ingale	M.A., B. Ed, SET	Associate Professor	Political Science	19 years	Nil
	Priya S. Mital	M.A., M.Phil, NET	Assistant Professor	Public Administration	05 years	Nil
2010-11	B.A. Ingale	M.A., B. Ed, SET	Associate Professor	Political Science	20 years	Nil
	Priya S. Mital	M.A., M.Phil, NET	Assistant Professor	Public Administration	06 years	Nil
2011-12	B.A. Ingale	M.A., B. Ed, SET	Associate Professor	Political Science	21 years	Nil
	Priya S. Mital (On FIP Leave from 1 st Dec 2011)	M.A., M.Phil, NET	Assistant Professor	Public Administration	07 years	Nil
	Anuya Warty (second term)	M.A., NET	Assistant Professor	Public Administration	01 year	Nil
2012-13	B.A. Ingale	M.A., B. Ed, SET	Associate Professor	Political Science	22 years	Nil
	Priya S. Mital (On FIP Leave)	M.A., M.Phil, NET	Assistant Professor	Public Administration	08 years	Nil
	Anuya Warty	M.A., NET	Assistant Professor	Public Administration	01 year	Nil
2013-14	Priya S. Mital (On FIP Leave till 30 th Nov 2013)	M.A., M.Phil, NET	Assistant Professor	Public Administration	09 years	Nil
	Kester Pereira	M.A.	Assistant Professors	Political Science	Nil	Nil
	Anjani Pandey	M.A.	Assistant Professors	Political Science	Nil	Nil



11. List of senior visiting faculty: Nil
12. Percentage of lectures delivered and practical classes handled (Programme-wise) by temporary faculty :

Year	Programme	Name of the Teacher	Lectures (%)
2009-2010	B.A	Nil	-
2010-2011	B.A	Nil	-
2011-2012	B.A	Anuya Warty	50%
2012-2013	B.A	Anuya Warty	50%
2013-2014	B.A	Kester Pereira	25 %
		Anjani Pandey	25%

13. Student -Teacher Ratio (Programme-wise):

Year	Course	Total
2009-10	FYBA	19:1
	SYBA	19:1
	TYBA	09:1
2010-11	FYBA	19:1
	SYBA	14:1
	TYBA	08:1
2011-12	FYBA	19:1
	SYBA	16:1
	TYBA	07:1
2012-13	FYBA	26:1
	SYBA	10:1
	TYBA	02:1
2013-14	FYBA	09:1
	SYBA	08:1
	TYBA	03:1

14. Number of academic support staff (technical) and administrative, staff; sanctioned and filled: - Nil.



15. Qualifications of teaching faculty with DSc/ D.Litt/ Ph.D/M.Phil/PG.:

Year	Name	Qualification	Specialization
2009-10	B.A. Ingale	M.A., B. Ed, SET	Political Science
	Priya S. Mital	M.A., M.Phil, NET	Public Administration
2010-11	B.A. Ingale	M.A., B. Ed, SET	Political Science
	Priya S. Mital	M.A., M.Phil, NET	Public Administration
2011-12	B.A. Ingale	M.A., B. Ed, SET	Political Science
	Priya S. Mital	M.A., M.Phil, NET	Public Administration
	Anuya Warty (Second term)	M.A., NET	Public Administration
2012-13	B.A. Ingale	M.A., B. Ed, SET	Political Science
	Priya S. Mital	M.A., M.Phil, NET	Public Administration
	Anuya Warty	M.A., NET	Public Administration
2013-14	Priya S. Mital	M.A., M.Phil, NET	Public Administration
	Kester Pereira	M.A.	Political Science
	Anjani Pandey	M.A.	Political Science

16. Number of faculty with ongoing projects from a) National b) International funding agencies and grants received: - Nil.

17. Departmental projects funded by DST-FIST; UGC, DBT,ICSSR, etc. and total grants received: - Nil.

18. Research Centre /facility recognized by the University: - Nil.

19. Publications

Year	Name of the Teacher	Publications			
		State	National	International	Total
2009-10	B.A. Ingale Priya S. Mital	----	----	----	----
2010-11	B.A. Ingale Priya S. Mital	----	01	----	01
2011-12	B.A. Ingale Priya S. Mital Anuya Warty	----	01 01	----	01 01
2012-13	B.A. Ingale Priya S. Mital Anuya Warty	----	----	----	----
2013-14	Priya S. Mital Kester Pereira	----	03	----	03
	Anjani Pandey	----	----	----	----



20. **Areas of consultancy and income generated:** - Nil
21. **Faculty as members in**
- A) National Committee: None
- B) International Committee: None
- C) Editorial Boards: None
22. **Student projects**
- a. **Percentage of students who have done in-house projects including inter departmental/programme:**
FYBA, SYBA and TYBA students are all given assignments/ projects on topics based on and related to the syllabus. Almost cent percent students participate as it is a mandatory academic exercise.
- b. **Percentage of students placed for projects in organizations outside the institution i.e.in Research laboratories/Industry/other agencies:** - Nil
23. **Awards/ Recognitions received by faculty and students:**
Associate Professor B. A. Ingale :
- ◆ Recipient of the Asmitadarsha Vangmay Puraskar, Aurangabad, for his autobiography in Marathi titled 'Bhidu' in the year 2010.
 - ◆ Recipient of Ashirwad Vangmay Puraskar, Dadar, Mumbai in the year 2010.
24. **List of eminent academicians and scientists / visitors to the department:** - Nil
25. **Seminars/ Conferences/Workshops organized & the source of funding:** - Nil
26. **Student profile programme/course wise:**

Year	Course	Male	Female	Total
2009-10	FYBA	15	04	19
	SYBA	12	07	19
	TYBA	07	02	09
2010-11	FYBA	07	12	19
	SYBA	11	03	14
	TYBA	07	01	08
2011-12	FYBA	13	06	19
	SYBA	06	10	16
	TYBA	06	01	07
2012-13	FYBA	14	12	26
	SYBA	05	05	10
	TYBA	00	02	02
2013-14	FYBA	07	02	09
	SYBA	05	03	08
	TYBA	01	02	03



27. Passing Percentage of Students in the Academic Years (2009- 2010 to 2013-2014):

Year	Class	Subject	No. of Students Appeared		No. of students passed		Percentage of passing (%)	
2009-10	FYBA	Politics	19		07		36.84	
	SYBA	Politics	19		12		63.15	
	TYBA	Politics	09		05		55.55	
2010-11	FYBA	Politics	22		18		81.81	
	SYBA	Politics	15		13		86.66	
	TYBA	Politics	11		07		63.63	
			I	II	I	II	I	II
2011-12	FYBA	Politics	19	14	12	11	63.15	78.57
	SYBA	Politics	17		15		88.23	
	TYBA	Politics	10		08		80.00	
		Politics	I/III	II/IV	I/III	II/IV	I/III	II/IV
2012-13	FYBA	Politics	20	22	08	09	40.00	40.90
	SYBA	Politics	07	09	05	07	71.42	77.77
	TYBA	Politics	02		01		50	
		Politics	I/III/V	II/IV/VI	I/III/V	II/IV/VI	I/III/V	II/IV/VI
2013-14	FYBA	Politics	10	10	06	06	60.00	60.00
	SYBA	Politics	09	09	04	08	44.44	88.88
	TYBA	Politics	03	03	03	03	100	100

27. Diversity of Students:

Year	Class	Students from other states
2009-10	FYBA	Nil
	SYBA	Nil
	TYBA	Nil
2010-11	FYBA	01
	SYBA	Nil
	TYBA	Nil
2011-12	FYBA	02
	SYBA	Nil
	TYBA	Nil
2012-13	FYBA	01
	SYBA	Nil
	TYBA	Nil
2013-14	FYBA	Nil
	SYBA	Nil
	TYBA	Nil



29. How many students have cleared national and state competitive examinations such as NET, SLET, GATE, Civil services, Defense services, etc.?

- Information is not available.

30. Student progression

A number of students pursue Post- Graduation/ vocational courses, after passing out from the college. As the number of alumni becomes very large, it becomes infeasible to record and track the student's progression over a period, in detail.

31. Details of Infrastructural facilities

a. Library:

- ♦ Book bank facility is provided for bright students.
- ♦ Infnibnet (N-List): Free access to online journals for Teachers.

Record of books purchased in the current year for the department is as follows -

Sr. No.	Year	Number of Books		Expenditure	
		Reference Books	Text Books	Reference Books	Text Books
1	2009-2010	25	15	3990.00	1173.00
2	2010-2011	08	06	2868.00	425.00
3	2011-2012	-	10	-	800.00
4	2012-2013	15	-	3645.00	-
5	2013-2014	10	9	5802.00	817.00

b. Internet facilities for Staff & Students:

- ♦ Well equipped computer laboratory with internet facility is available for staff and students.

c. Class rooms with ICT facility:

- ♦ LCD projectors are available in the college and are provided with entire setting as and when required in the class-rooms.

d. Laboratories:

- ♦ Computer Lab for staff and students is available.

32. Number of students receiving financial assistance from college, University, government or other agencies:

Year	Class	No. of Students
2009-10	FYBA	02
	SYBA	06
	TYBA	01
2010-11	FYBA	02
	SYBA	01
	TYBA	04
2011-12	FYBA	01
	SYBA	02
	TYBA	Nil
2012-13	FYBA	Nil
	SYBA	01
	TYBA	Nil
2013-14	FYBA	Nil
	SYBA	Nil
	TYBA	Nil

33. Details on student enrichment programmes (special lectures / workshops / seminar) with external experts: - Nil

34. Teaching methods adopted to improve student learning:

Along with the conventional teaching methods of delivering lectures, use of black-board and class- room teaching, numerous other tools and innovative means are employed by the teacher in



**EVALUATION REPORT OF THE DEPARTMENT OF CHEMISTRY
(Academic Year: 2009-2014)**

- Name of the Department:** Chemistry
- Year of Establishment:** June 1965
- Names of Programmes / Courses offered:** UG, PG and Ph.D.
- Names of Interdisciplinary courses and the departments/units involved:**
At T.Y.B.Sc. Level 3 Units Chemistry is offered along with either 3 Units of Botany or Zoology.
- Annual/semester/choice based credit system (Programme wise):**

Programme / Course	Academic Years				
	2009-2010	2010-2011	2011-2012	2012-2013	2013-2014
F.Y.B.Sc.	Two-Terms	Two-Terms	CBSGS	CBSGS	CBSGS
S.Y.B.Sc.	Two-Terms	Two-Terms	Two-Terms	CBSGS	CBSGS
T.Y.B.Sc.	Annual	Annual	Annual	Annual	CBSGS
M.Sc. (I)	Annual	Annual	Annual	CBSGS	CBSGS
M.Sc.(II)	Annual	Annual	Annual	Annual	CBSGS

- Participation of the Department in the courses offered by other Departments:**
The teaching faculty participates in seminars, refresher courses, orientation programmes, conferences, workshops etc. Some of the teaching faculties are involved in interdisciplinary research project with other Departments of the College.
- Courses in collaboration with other universities, industries, foreign institutions, etc.:** -Nil
- Details of Courses/Programmes discontinued (if any)with reasons:** -Nil
- Number of teaching posts:**

Designation	2009-2010		2010-2011		2011-2012		2012-2013		2013-2014	
	Sanctioned	Filled	Sanctioned	Filled	Sanctioned	Filled	Sanctioned	Filled	Sanctioned	Filled
Professors	Nil	Nil	Nil	Nil	Nil	Nil	Nil	Nil	Nil	Nil
Associate Professors	10 Full Time	6	08 full time	05	07 full time	04	6 full time + 01	3	6 full time + 1	3
Assistant Professors	+01 C.H.B	4+1 (Contract)		03		03	C.H.B.	3	C.H.B	3 + 01 (Contract)



the class to develop greater interest and understanding of the subject among the students. Regular discussions on news paper articles relevant to the syllabus, reading of journals, student-teacher visits to the library are some examples of methods adopted to improve student learning. Question and answer sessions/quiz, Group discussions on contemporary political events and issues are also conducted in the class-room, to make teaching more interactive.

35. Participation in Institutional Social Responsibility (ISR) and Extension activities:

The faculty members have been a part of numerous committees which are appointed from time to time to ensure efficient and smooth running of the institution such as - Attendance, Admission, Examination, College day, Kalashree (cultural), Discipline committees. One of the faculty members has also worked as the Programme Officer of the National Service Scheme (NSS) Unit of the college, through which both the staff and student volunteers are encouraged to actively participate in social service and related activities such as –blood donation camps, tree plantation, cleanliness drives and more.

36. SWOC analysis of the department and future plans:

♦ **STRENGTHS:**

- ❖ Faculty members are dedicated and enthusiastic in extending help to the students outside class-room teaching to achieve good academic performance. Students are motivated to participate in inter-college academic events and other extra-curricular activities to promote their all-round development.
- ❖ Department keeps a record of previous years examination question papers to enable both the staff and students to utilize this service to enhance the performance/results.
- ❖ Systematic division of work, co-operation and team spirit within the department is an asset.

♦ **WEAKNESS:**

- ❖ Due to paucity of space, individual departmental libraries cannot be maintained, which could otherwise benefit the students.
- ❖ Increasing administrative work tends to divert time and resources of the department.
- ❖ The syllabus of Political Science although revised periodically, lacks in inclusion of contemporary issues and topics, which makes it less appealing for the students.

♦ **OPPORTUNITIES:**

- ❖ Students are informed about the various opportunities for higher studies and are encouraged to visit University Department and other libraries to gain more exposure and knowledge. This would help students in learning better and understanding what course of action to take in future, best suited to their abilities.
- ❖ Students seeking admission in post-graduate and other courses are extended full support from the department by giving them necessary testimonials and letter of recommendation.

♦ **CHALLENGES:**

- ❖ Syllabus is vast and thus it does not allow sufficient time for discussions and interactions, necessary for good assimilation of the topics by the students.
- ❖ Also, it makes completion of portions a very challenging task.
- ❖ With the students getting lot of information, academic and otherwise, on the internet, the classroom teaching tends to become less relevant for them. The faculty has to devise new ideas and methods of making learning in college interesting and engaging.
- ❖ Many students come from low income group and to support their family they have to do part time jobs, which leads to low attendance in the class.
- ❖ Increasing availability of options like vocational courses, which are more practical and job oriented is leading to decline in the student strength in the departments.

♦ **FUTURE PLANS:**

- ♦ To devise innovative methods of teaching so that learning Political Science becomes both interesting as well as more relevant for the students.
- ♦ To conduct regular visits to various libraries with students, so as to inculcate good reading habits. This would help develop their analytical power and intellectual capabilities.
- ♦ To organize guest lectures and interactive sessions with experts and scholars in the field.



10. Faculty profile with name, qualification, designation, specialization, (D.Sc./D.Litt. /Ph.D. / M. Phil. etc.,) Aided Section:

Year-2009-2010

Name	Qualification	Designation	Specialization	No. of Years of Experience	No. of Ph.D. Students guided for the last 4 years
Prof.(Smt.) R. A. Bhangale	M.Sc., D.H.E.	Associate Professor and Head	Biochemistr y	30	Nil
Dr.(Smt.) N. R. Modi	M.Sc., Ph.D.	Associate Professor	Physical	25	Nil
Dr.(Ms.) Urmila Maru	M.Sc., Ph.D.	Associate Professor	Organic	20	Nil
Dr. S. V. Rathod	M.Sc., Ph.D.	Associate Professor	Organic	20	Nil
Prof. R. D. Deore	M.Sc., M.Phil.	Associate Professor	Physical	25	Nil
Dr. (Smt.) C. Dixit	M.Sc., Ph.D.	Associate Professor	Inorganic	18	Nil
Prof. D. Y. Nawale	M.Sc., M.Tech.	Assistant Professor	Organic	06	Nil
Dr. S. A. Purandare	M.Sc., Ph.D.	Assistant Professor	Organic	04	Nil
Dr. Sandip Maind	M.Sc., Ph.D.	Assistant Professor	Physical	04	Nil
Prof. B. D. Ambhore	M.Sc., M.Phil.	Assistant Professor	Inorganic	16	Nil
Prof. Samina Memon	M.Sc.	Assistant Professor on Contract	Inorganic	Nil	Nil



Year-2010-2011

Name	Qualification	Designation	Specialization	No. of Years of Experience	No. of Ph.D. Students guided for the last 4 years
Prof. (Smt.) R. A. Bhangale	M.Sc., D.H.E.	Associate Professor and Head	Biochemistry	31	Nil
Dr.(Smt.) N. R. Modi	M.Sc., Ph.D.	Associate Professor	Physical	26	Nil
Dr.(Ms.) Urmila Maru	M.Sc., Ph.D.	Associate Professor	Organic	21	Nil
Dr. S. V. Rathod	M.Sc., Ph.D.	Associate Professor	Organic	21	Nil
Dr. (Smt.) C. Dixit	M.Sc., Ph.D.	Associate Professor	Inorganic	19	Nil
Prof. D. Y. Nawale	M.Sc., M.Tech.	Assistant Professor	Organic	07	Nil
Dr. Sandip Maind	M.Sc., Ph.D.	Assistant Professor	Physical	05	Nil
Prof. B. D. Ambhore	M.Sc., M.Phil.	Assistant Professor	Inorganic	17	Nil

Year-2011-2012

Name	Qualification	Designation	Specialization	No. of Years of Experience	No. of Ph.D. Students guided for the last 4 years
Prof. (Smt.) R. A. Bhangale	M.Sc., D.H.E.	Associate Professor and Head	Biochemistry	32	Nil
Dr.(Ms.) Urmila Maru	M.Sc., Ph.D.	Associate Professor	Organic	22	Nil
Dr. S. V. Rathod	M.Sc., Ph.D.	Associate Professor	Organic	22	Nil
Dr. (Smt.) C. Dixit	M.Sc., Ph.D.	Associate Professor	Inorganic	20	Nil
Prof. D. Y. Nawale	M.Sc., M.Tech.	Assistant Professor	Organic	08	Nil
Dr. Sandip Maind	M.Sc., Ph.D.	Assistant Professor	Physical	06	Nil
Prof. B. D. Ambhore	M.Sc., M.Phil.	Assistant Professor	Inorganic	18	Nil



Year-2012-2013

Name	Qualification	Designation	Specialization	No. of Years of Experience	No. of Ph.D. Students guided for the last 4 years
Dr.(Ms.) Urmila Maru	M.Sc., Ph.D.	Associate Professor and Head	Organic	23	Nil
Dr. S. V. Rathod	M.Sc., Ph.D.	Associate Professor	Organic	23	3
Dr. C. Dixit	M.Sc., Ph.D.	Associate Professor	Inorganic	21	Nil
Prof. D. Y. Nawale	M.Sc., M.Tech.	Assistant Professor	Organic	09	Nil
Dr. Sandip Maind	M.Sc., Ph.D.	Assistant Professor	Physical	07	Nil
Prof. B. D. Ambhore	M.Sc., M.Phil.	Assistant Professor	Inorganic	19	Nil

Year-2013-2014

Name	Qualification	Designation	Specialization	No. of Years of Experience	No. of Ph.D. Students guided for the last 4 years
Dr.(Ms.) Urmila Maru	M.Sc., Ph.D.	Associate Professor and Head	Organic	24	Nil
Dr. S. V. Rathod	M.Sc., Ph.D.	Associate Professor	Organic	24	3
Dr. C. Dixit	M.Sc., Ph.D.	Associate Professor	Inorganic	22	Nil
Prof. D. Y. Nawale	M.Sc., M.Tech.	Assistant Professor	Organic	10	Nil
Dr. Sandip Maind	M.Sc., Ph.D.	Assistant Professor	Physical	08	Nil
Prof. B. D. Ambhore	M.Sc., M. Phil.	Assistant Professor	Inorganic	20	Nil
Dr. Sagar Sanap Joined from 3 rd Jan.2014 in place of Prof. B. D. Ambhore who is on FIP.	M.Sc., Ph.D.	Assistant Professor	Inorganic	04	Nil
Prof. Haresh Pansare	M.Sc., B.Ed.	Assistant Professor on contract	Physical	Nil	Nil



11. List of senior visiting faculty: - Nil

12. Percentage of lectures delivered and practical classes handled (Programme-wise) by temporary faculty

Year-2009-2010

Name of the Teacher	Programme / Course	Lectures %	Practicals %
Prof.(Miss) Samina Memon	F.Y.B.Sc.	16.67	37.5
	S.Y.B.Sc.	33.33	Nil
	T.Y.B.Sc.	5.00	Nil
	M.Sc. (I)	Nil	Nil
	M.Sc.(II)	Nil	Nil

Year-2010-2011

Name of the Teacher	Programme / Course	Lectures %	Practicals %
Nil	F.Y.B.Sc.	Nil	Nil
	S.Y.B.Sc.	Nil	Nil
	T.Y.B.Sc.	Nil	Nil
	M.Sc. (I)	Nil	Nil
	M.Sc.(II)	Nil	Nil

Year-2011-2012

Name of the Teacher	Programme / Course	Lectures %	Practicals %
Nil	F.Y.B.Sc.	Nil	Nil
	S.Y.B.Sc.	Nil	Nil
	T.Y.B.Sc.	Nil	Nil
	M.Sc. (I)	Nil	Nil
	M.Sc.(II)	Nil	Nil

Year-2012-2013

Name of the Teacher	Programme / Course	Lectures %	Practicals %
Nil	F.Y.B.Sc.	Nil	Nil
	S.Y.B.Sc.	Nil	Nil
	T.Y.B.Sc.	Nil	Nil
	M.Sc. (I)	Nil	Nil
	M.Sc.(II)	Nil	Nil

Year-2013-2014

Name of the Teacher	Programme / Course	Lectures%	Practicals%
Prof. (Mr.) Haresh Pansare	F.Y.B.Sc.	16.67%	50%
	S.Y.B.Sc.	Nil	Nil
	T.Y.B.Sc.	Nil	7.69%
	M.Sc. (I)	Nil	Nil
	M.Sc.(II)	Nil	Nil



13. Student -Teacher Ratio (Programme-wise):

Programme /Course	Student-Teacher Ratio				
	2009-2010	2010-2011	2011-2012	2012-2013	2013-2014
F.Y.B.Sc.	6.82:1	12:1	8.63:1	8.50:1	8.77:1
S.Y.B.Sc.	4:1	4:1	5.75:1	7.50:1	3: 1
T.Y.B.Sc.	4.64:1	4.88:1	3.75:1	6:1	7.43: 1
M.Sc. (I)	2.50:1	2.50:1	2.25:1	2:1	1:2
M.Sc.(II)	Phy.3:1, Org. 3:1, Inorg. 2:1,	Phy.4:1, Org. 3:1, Inorg. 3:1,	Phy.3:1, Org. 3:1,Inorg. 3:1,	Phy., 2:1, Inorg., 2:1 Org.,3:1	Phy. 2:1, Org. 3:1, Inorg. 1:1,
M.Sc., (by research)	-	-	-	1:1	Nil
Ph.D.	-	-	-	3:1	3:1

14. Number of academic support staff (technical) and administrative, staff; sanctioned and filled: -Nil

15. Qualifications of teaching faculty with DSc/ D.Litt/ Ph.D/M.Phil/PG.:

Year-2009-2010

Name	Qualification	Specialization
Prof. R. A. Bhangale	M.Sc., D.H.E.	Biochemistry
Dr.(Smt.) N. R. Modi	M.Sc., Ph.D.	Physical
Dr.(Ms.) Urmila Maru	M.Sc., Ph.D.	Organic
Dr. S. V. Rathod	M.Sc., Ph.D.	Organic
Prof. R. D. Deore	M.Sc., M.Phil.	Physical
Dr. C. Dixit	M.Sc., Ph.D.	Inorganic
Prof. D. Y. Nawale	M.Sc., M.Tech.	Organic
Dr. S. A. Purandare	M.Sc., Ph.D.	Organic
Dr. Sandip Maind	M.Sc., Ph.D.	Physical
Prof. B. D. Ambhore	M.Sc., M.Phil.	Inorganic
Prof. Samina Memon	M.Sc.	Inorganic



Year-2010-2011

Name	Qualification	Specialization
Prof. R. A. Bhangale	M.Sc., D.H.E.	Biochemistry
Dr.(Smt.) N. R. Modi	M.Sc., Ph.D.	Physical
Dr.(Ms.) Urmila Maru	M.Sc., Ph.D.	Organic
Dr. S. V. Rathod	M.Sc., Ph.D.	Organic
Dr. C. Dixit	M.Sc., Ph.D.	Inorganic
Prof. D. Y. Nawale	M.Sc.,M.Tech.	Organic
Dr. Sandip Maind	M.Sc., Ph.D.	Physical
Prof. B. D. Ambhore	M.Sc., M.Phil.	Inorganic

Year-2011-2012

Name	Qualification	Specialization
Prof. R. A. Bhangale	M.Sc., D.H.E.	Biochemistry
Dr.(Ms.) Urmila Maru	M.Sc., Ph.D.	Organic
Dr. S. V. Rathod	M.Sc., Ph.D.	Organic
Dr. C. Dixit	M.Sc., Ph.D.	Inorganic
Prof. D. Y. Nawale	M.Sc., M.Tech.	Organic
Dr. Sandip Maind	M.Sc., Ph.D.	Physical
Prof. B. D. Ambhore	M.Sc., M.Phil.	Inorganic

Year-2012-2013

Name	Qualification	Specialization
Dr.(Ms.) Urmila Maru	M.Sc., Ph.D.	Organic
Dr. S. V. Rathod	M.Sc., Ph.D.	Organic
Dr. C. Dixit	M.Sc., Ph.D.	Inorganic
Prof. D. Y. Nawale	M.Sc., M.Tech.	Organic
Dr. Sandip Maind	M.Sc., Ph.D.	Physical
Prof. B. D. Ambhore	M.Sc., M. Phil.	Inorganic



Year-2013-2014

Name	Qualification	Specialization
Dr.(Ms.) Urmila Maru	M.Sc., Ph.D.	Organic
Dr. S. V. Rathod	M.Sc., Ph.D.	Organic
Dr. C. Dixit	M.Sc., Ph.D.	Inorganic
Prof. D. Y. Nawale	M.Sc.,M.Tech.	Organic
Dr. Sandip Maind	M.Sc., Ph.D.	Physical
Prof. B. D. Ambhore	M.Sc., M. Phil.	Inorganic
Dr. Sagar Sanap Joined from 3 rd Jan.2014 in place of Prof. B. D. Ambhore who is on FIP.	M.Sc., Ph.D.	Inorganic
Prof. Haresh Pansare	M.Sc., B.Ed.	Physical

16. Number of faculty with ongoing projects from a) National b) International funding agencies and grants received:
17. Departmental projects funded by DST-FIST; UGC, DBT,ICSSR, etc. and total grants received:

Sr. No.	Total Grants received	Funding Agency	Period
1	Rs. 25,000	University of Mumbai	Date of sanction of project-29 th Sept. 2011 Date of completion of project-29 th Sept. 2012
2	Rs.1,30,000	UGC, New Delhi	Date of sanction of project-23 rd Feb. 2012 Date of completion of project-23 rd Feb. 2014
3	Rs.1,20,000	UGC, New Delhi	Date of sanction of project- 19 th Apr. 2012 Date of completion of project-19 th Apr.2014

18. Research Centre /facility recognized by the University:
On 30th July 2012 M.Sc. by research in Organic Chemistry was recognized by University of Mumbai. On 25th October 2012 PhD in Organic chemistry was recognized by University of Mumbai.

**19. Publications:**

Name	Publications in National/International conferences/Seminars	Publications in National/International Journals	Books	Patents filed
Dr.(Ms.) Urmila Maru	-	-	01	-
Dr. S. V. Rathod	23	7	02	16
Dr. (Mrs.) Chhaya Dixit	-	-	03	-
Dr. Sandip Maind	16	12	-	-
Prof. B. D. Ambhore	09	-	-	-
Dr. Sagar Sanap	03	05	-	-

20. Areas of consultancy and income generated: - Nil**21. Faculty as members in**

- A) National Committee-Nil
 B) International Committee-Nil
 C) Editorial Boards-Nil

22. Student projects**a. Percentage of students who have done in-house projects including inter departmental/programme:**

M.Sc-II, Students have done in-house/Industrial projects during academic years 2009-2010 to 2011-2012.

b. Percentage of students placed for projects in organizations outside the institution i.e.in Research laboratories/Industry/other agencies: - Nil**23. Awards/ Recognitions received by faculty and students: Recognition faculty:**

Sr. No.	Name of staff	Programme/Course	Date of Recognition	Name of the agency
1	Dr. S.V. Rathod	M.Sc.(by research in Organic chemistry) , Ph.D.(Organic Chemistry)	22 nd Feb. 2010 28 th Nov. 2011	University of Mumbai
2	Dr. (Mrs.) C. Dixit	M.Sc. (By papers Analytical Chemistry)	28 th Nov. 2011	University of Mumbai
3	Dr. Sandip Maind	M.Sc.(By research/by papers Physical Chemistry)	28 th Nov. 2011	University of Mumbai
4	Prof. B.D. Ambhore	M.Sc.(By papers Inorganic Chemistry)	2012	University of Mumbai

Awards to Students:

- A) Eight students of M.Sc-I/II have cleared 29th aptitude test conducted by Indian Chemical Society (Mumbai Branch) Mr. Thomson A. Fernandes had secured 97% and Mr.Haresh H. Pansare has secured 86% in the above aptitude test.
 B) Mr. Thomson A. Fernandes had qualified GATE and NET examinations.
 C) Miss. Pranali R. Chiplunkar and Mr. Thomson A. Fernandes have been selected for Ph.D., Degree by ICT, Mumbai.

24. List of eminent academicians and scientists / visitors to the department:

Dr. Prabhu D. V. who is a fellow member of Indian Chemical Society, Member of Executive Council CSI and Adjunct professor Wilson college delivered a talk on career guidance for UG and PG students of the department on 1st February 2014.

25. Seminars/ Conferences/Workshops organized & the source of funding:

Department of Chemistry had organized of workshop on behalf of Board of studies in Chemistry for revised syllabus CBSGS for T.Y.B.Sc. on 9th March 2012.



26. Student profile programme/course wise:

Year 2009-2010

Course	Male	Female	Total
F.Y.B.Sc.	57	18	75
S.Y.B.Sc.	22	22	44
T.Y.B.Sc.	28	23	51
M.Sc. (I)	06	04	10
M.Sc.(II)	06	02	08

Year 2010-2011

Course	Male	Female	Total
F.Y.B.Sc.	57	39	96
S.Y.B.Sc.	23	09	32
T.Y.B.Sc.	22	17	39
M.Sc. (I)	05	05	10
M.Sc.(II)	06	04	10

Year 2011-2012

Course	Male	Female	Total
F.Y.B.Sc.	47	22	69
S.Y.B.Sc.	24	22	46
T.Y.B.Sc.	18	12	30
M.Sc. (I)	06	03	09
M.Sc.(II)	04	05	09

Year 2012-2013

Course	Male	Female	Total
F.Y.B.Sc.	38	13	51
S.Y.B.Sc.	25	20	45
T.Y.B.Sc.	18	18	36
M.Sc. (I)	05	03	08
M.Sc.(II)	05	02	07
M.Sc.(by research)	01	Nil	01
Ph.D.	Nil	01	01

Year 2013-2014

Course	Male	Female	Total
F.Y.B.Sc.	42	15	57
S.Y.B.Sc.	10	09	19
T.Y.B.Sc.	35	28	63
M.Sc. (I)	-	02	02
M.Sc.(II)	03	02	05
M.Sc. (by research)	Nil	Nil	Nil
Ph.D.	02	01	03



27. Passing Percentage of Students in the academic year:

Year	Class	No. of Students Appeared		No. of students passed		Percentage of passing	
2009-10	F.Y.B.Sc.	72		37		51.38	
	S.Y.B.Sc.	43		38		88.37	
	T.Y.B.Sc.	50		22		44	
	M.Sc.-I	08		04		50	
	M.Sc.-II	02		02		100	
2010-11	F.Y.B.Sc.	92		51		55.43	
	S.Y.B.Sc.	32		30		93.75	
	T.Y.B.Sc.	34		15		44.11	
	M.Sc.-I	09		03		33.33	
	M.Sc.-II	08		05		62.50	
2011-12		CBSGS					
		I	II	I	II	I	II
	F.Y.B.Sc.	50	49	17	25	34	51.02
	S.Y.B.Sc.	48		30		62.50	
	T.Y.B.Sc.	30		22		73.33	
	M.Sc.-I	08		04		50.00	
	M.Sc.-II	04		01		25.00	
2012-13		I	II	I	II	I	II
	F.Y.B.Sc.	59	48	29	34	49.15	70.83
	S.Y.B.Sc.	III	IV	III	IV	III	IV
		45	45	36	45	80	100
	T.Y.B.Sc.	34		05		14	
	M.Sc.-I	I	II	I	II	I	II
		08	08	06	06	75	75
M.Sc.-II	05		03		60		
2013-14		I	II	I	II	I	II
	F.Y.B.Sc.	52	45	24	36	46.15	80.00
	S.Y.B.Sc.	III	IV	III	IV	III	IV
		19	17	18	16	94.73	94.11
	T.Y.B.Sc.	V	VI	V	VI	V	VI
		58	58	36	14	62.06	24.13
	M.Sc.-I	I	II	I	II	I	II
	02	02	02	02	100	100	
M.Sc.-II	III	IV	III	IV	III	IV	
	05	05	05	04	100	80.00	



28. Diversity of Students:

Year	Class	Students from other states
2009-10	F.Y.B.Sc.	04
	S.Y.B.Sc.	Nil
	T.Y.B.Sc.	Nil
	M.Sc.-I	Nil
	M.Sc.-II	Nil
2010-11	F.Y.B.Sc.	03
	S.Y.B.Sc.	Nil
	T.Y.B.Sc.	Nil
	M.Sc.-I	Nil
	M.Sc.-II	Nil
2011-12	F.Y.B.Sc.	01
	S.Y.B.Sc.	Nil
	T.Y.B.Sc.	Nil
	M.Sc.-I	Nil
	M.Sc.-II	Nil
2012-13	F.Y.B.Sc.	04
	S.Y.B.Sc.	Nil
	T.Y.B.Sc.	Nil
	M.Sc.-I	Nil
	M.Sc.-II	Nil
	M.Sc.(by research)	Nil
	Ph.D.	Nil
2013-14	F.Y.B.Sc.	01
	S.Y.B.Sc.	Nil
	T.Y.B.Sc.	Nil
	M.Sc.-I	Nil
	M.Sc.-II	Nil
	M.Sc.(by research)	Nil
	Ph.D.	Nil



29. How many students have cleared national and state competitive examinations such as NET, SLET, GATE, Civil services, Defense services, etc.?

As per our information one student had cleared NET, GATE competitive examinations in the year 2012.

30. Student progression

The subject Chemistry is not only useful but interesting. At all three UG, two PG and also Ph.D. levels. There is a tremendous scope for higher studies for students. Many students have completed post graduation in chemistry also many have done/are doing Ph.D. in Chemistry and many have got higher post in academics, Industries, government sectors etc.,

31. Details of Infrastructural facilities

a. Library:

The Number of books in the general library for last five years

Sr. No.	Year	No. of Books		Expenditure (Rs.)	
		Reference Books	Text Books	Reference Books	Text Books
1	2009-2010	7	-	8491.00	-
2	2010-2011	13	-	15350.00	-
3	2011-2012	10	40	11901.00	4887.00
4	2012-2013	8	39	2936.00	3485.00
5	2013-2014	21	25	16100.00	2254.25

Number of books in the Departmental Library for last five years

Sr. No.	Year	No. of books
1	2009-2010	13
2	2010-2011	25
3	2011-2012	16
4	2012-2013	14
5	2013-2014	24
Total No. of Books		92

a. Internet facilities for Staff & Students: College computer laboratory and Research laboratory of Chemistry Department.

b. Class rooms with ICT facility: Some of the class room is having ICT facility.

c. Laboratories:

The Department has two main laboratories. In Lab No.1, F.Y.B.Sc. practicals are conducted along with junior college practicals. In Lab 2, S.Y.B.Sc., T.Y.B.Sc. and M.Sc. practicals are conducted. The Department also has two instrumental laboratories for UG and PG students. From the year 2011-2012, a new research laboratory was constructed



32. Number of students receiving financial assistance from college, University, government or other agencies: Data for the Government/University Financial Assistance is as follows:

Year	Class	Students receiving financial assistance
2009-10	F.Y.B.Sc.	14
	S.Y.B.Sc.	13
	T.Y.B.Sc.	15
	M.Sc.-I	Nil
	M.Sc.-II	01
2010-11	F.Y.B.Sc.	12
	S.Y.B.Sc.	11
	T.Y.B.Sc.	06
	M.Sc.-I	01
	M.Sc.-II	01
2011-12	F.Y.B.Sc.	02
	S.Y.B.Sc.	06
	T.Y.B.Sc.	07
	M.Sc.-I	04
	M.Sc.-II	03
2012-13	F.Y.B.Sc.	04
	S.Y.B.Sc.	07
	T.Y.B.Sc.	06
	M.Sc.-I	03
	M.Sc.-II	04
	M.Sc.(by research)	Nil
	Ph.D.	Nil
2013-14	F.Y.B.Sc.	04
	S.Y.B.Sc.	02
	T.Y.B.Sc.	06
	M.Sc.-I	Nil
	M.Sc.-II	Nil
	M.Sc.(by research)	Nil
	Ph.D.	Nil



In addition in every academic year trustees/ some existing staff members and Ex. Staff members gives Prizes/scholarships to the needy and meritorious students. The Department also gives Prizes to the students having outstanding performance.

33. Details on student enrichment programmes (special lectures / workshops / seminar) with external experts:

In the beginning of the academic year students are oriented and guided about various curricular and co-curricular activities organized by the Department. The Department regularly organizes special lectures by eminent speakers on topics like Clinical Research and Carrier Guidance, Higher Education Abroad, etc. The students are motivated to participate in inter and intra collegiate competitions like projects, posters, quiz, seminars etc. In the Department external experts are invited as judges for the above competitions. Campus interview was organized for T. Y. B.Sc. and M. Sc. students. Local and out station Industrial visits are organized by the Department where students get exposure about the subjects from the experts.

34. Teaching methods adopted to improve student learning:

Apart from chalk and duster, teachers regularly make use of models, charts, OHP and PPT to improve student learning. Regular tests are also conducted for theory as well as practicals. Students are also individually attended to solve their difficulties related with the subjects. Notes are prepared by the teachers and distributed to the students. Extra lectures are taken by the faculty members.

35. Participation in Institutional Social Responsibility (ISR) and Extension activities:

36. SWOC analysis of the department and Future plans:

Strengths:

Chemistry Department is having faculties with wide experience in the field of academics and research. This helps students not only to gain theoretical knowledge but also practical sessions based on syllabus as well as research oriented work. Students are motivated to carry out projects, power point presentations etc. They are also motivated to participate in intra as well as inter collegiate competitions such as quiz and seminars which will not only increase their self confidence but also develop their personality. This helps in shaping their carrier. Experts are also called for sessions like carrier guidance and personality development. Outstation and local Industrial visits are also organized which will give students industrial experience also. The faculty have participated in various committees such as IQAC, Attendance, College Day, Staff Academy, Gymkhana, Science Seminar, NSS, etc.

Weakness:

Being syllabus designed by the university there is little scope for alteration/modification.

Opportunities:

The subject Chemistry is related with academics as well as industries which give opportunities for the students to get job easily in the field of teaching or working in industries. After graduation and post graduation there is ample scope to opt for other courses like doctorate, MBA, various competitive examinations and diploma courses.

Challenges:

In the competitive world of corporate and IT to inculcate interest in pure science and especially subject like Chemistry having wide scope is the biggest challenge for the teaching fraternity. Due to CBSGS students have become exam oriented rather than subject oriented, hence to inculcate the interest in the subject is the biggest challenge.

Future plan:

1. We wish to upgrade research activities of the department by involving UG students in the project work.
2. More number of talks from eminent speakers related with the subject, personality and the carrier to be organized.
3. We wish to have regular interaction with the parents and the students.



EVALUATION REPORT OF THE DEPARTMENT OF PHYSICS (2009-2014)

1. Name of the department : Department of Physics
2. Year of Establishment : June 1965
3. Names of Programmes / Courses offered: UG -B.Sc. Physics Single and Double Major.
4. Names of Interdisciplinary courses and the departments/units involved: Nil.
5. Annual/ semester/choice based credit system (Programme wise) : In the academic year 2009-10 and 2010-11, two term end examinations for F.Y.B.Sc. and S.Y.B.Sc. & annual examination for T.Y.B.Sc were conducted. From academic year 2011-12, semester based credit system has been successively introduced starting from F.Y. B.Sc.
6. Participation of the department in the courses offered by other departments: Nil
7. Courses in collaboration with other universities, industries, foreign institutions, etc. : Nil
8. Details of Courses/ Programmes discontinued (if any)with reasons : Nil
9. Number of teaching posts sanctioned and filled (Professors/Associate Professors/Asst. Professors) :

Designation	2009-2010		2010-2011		2011-2012		2012-2013		2013-2014	
	Sanctioned	Filled	Sanctioned	Filled	Sanctioned	Filled	Sanctioned	Filled	Sanctioned	Filled
Professor	Nil	NA	Nil	NA	Nil	NA	Nil	NA	Nil	NA
Associate Professors	02	02	02	02	02	02	02	02	02	02
Assistant Professors	02	01	02	01	02	01	02	01	02	01

10. Faculty profile with name, qualification, designation, specialization, (D.Sc./D.Litt. /Ph.D. / M. Phil. etc.) Aided Section:

Year	Name	Qualification	Designation	Specialization	No. of Years of Experience	No. of Ph.D. Students guided for the last 4 years
2009 -10	Dr.V.H. Joshi	M.Sc., B.Ed., Ph.D.	Vice-Principal, HOD	Electronics	20	Nil
	Mr. N. N. Sardesai	M.Sc. M.Phil.	Associate Professor	Atmospheric and Plasma Physics	20	Nil
	Mr. A. R. Ingle	M.Sc. B.Ed.,	Assistant Professor	Spectroscopy	14	Nil
	Miss D.S. Pandit	M.Sc.	Contract (Temporary)	Solid State Physics	02	Nil
2010-11	Dr.V. H. Joshi	M.Sc., B.Ed., Ph.D.	Vice-Principal, HOD	Electronics	21	Nil
	Mr.N.N. Sardesai	M.Sc. M.Phil.	Associate Professor	Atmospheric and Plasma Physics	21	Nil
2010-11	Mr.A.R.Ingle	M.Sc., B.Ed M.Phil.	Assistant Professor	Spectroscopy	15	Nil
	Miss D.S.Pandit	M.Sc.	Contract (Temporary)	Solid State Physics	03	Nil
2011-12	Dr.V.H. Joshi	M.Sc., B.Ed., Ph.D.	Vice-Principal, HOD	Electronics	22	Nil
	Mr. N. N. Sardesai	M.Sc. M.Phil.	Associate Professor	Atmospheric and Plasma Physics	22	Nil



11. List of senior visiting faculty: Nil
12. Percentage of lectures delivered and practical classes handled (Programme-wise) by temporary faculty .
Program-B.Sc.

2009-2010		2010-2011		2011-2012		2012-2013		2013-2014	
Name of the Teacher	Lect-ures (%)	Name of the Teacher	Lect-ures (%)	Name of the Teacher	Lect-ures (%)	Name of the Teacher	Lect-ures (%)	Name of the Teacher	Lect-ures (%)
Ms D.S. Pandit	16	Ms D.S. Pandit	17	Ms D.S. Pandit	17	Ms D.S. Pandit	17	Ms D.S. Pandit	17

13. Student -Teacher Ratio (Programme-wise):

2009-2010		2010-2011		2011-2012		2012-2013		2013-2014	
Prog-ramme	Student Teacher ratio	Prog-ramme	Student Teacher ratio	Prog-ramme	Student Teacher ratio	Prog-ramme	Student Teacher ratio	Prog-ramme	Student Teacher ratio
F.Y. B.Sc.	27:04	F.Y. B.Sc.	35:04	F.Y. B.Sc.	25:04	F.Y. B.Sc.	28:04	F.Y. B.Sc.	20:04
S.Y. B.Sc.	31:04	S.Y. B.Sc.	16:04	S.Y. B.Sc.	20:04	S.Y. B.Sc.	21:04	S.Y. B.Sc.	15:04
T.Y. B.Sc.	14:04	T.Y. B.Sc.	22:04	T.Y. B.Sc.	17:04	T.Y. B.Sc.	14:04	T.Y. B.Sc.	11:04

14. Number of academic support staff (technical) and administrative, staff; sanctioned and filled:

Laboratory Assistants : Sanctioned 02 Filled 02

Laboratory Attendants : Sanctioned 06 Filled 06

15. Qualifications of teaching faculty with DSc/ D.Litt/ Ph.D/M.Phil/PG.:

Year	Name	Qualification	Specialization
2009-10	Dr.V.H. Joshi	Ph.D.	Material Science
	Mr.N. N. Sardesai	M.Phil.	Nuclear Physics
	Mr.A.R.Ingle	M.Sc.	Spectroscopy
2010-11	Dr.V.H. Joshi	Ph.D.	Material Science
	Mr.N.N.Sardesai	M.Phil.	Nuclear Physics
	Mr.A.R.Ingle	M.Sc.	Spectroscopy
2011-12	Dr.V.H. Joshi	Ph.D.	Material Science
	Mr.N.N.Sardesai	M.Phil.	Nuclear Physics
	Mr.A.R.Ingle	M.Phil.	Material Science
2012-13	Dr.V.H. Joshi	Ph.D.	Material Science
	Mr.N.N.Sardesai	M.Phil.	Nuclear Physics
	Mr.A.R.Ingle	M.Phil.	Material Science
2013-14	Dr.V.H. Joshi	Ph.D.	Material Science
	Mr.N.N.Sardesai	M.Phil.	Nuclear Physics
	Mr.A.R.Ingle	M.Phil.	Material Science



16. Number of faculty with ongoing projects from a) National b) International funding agencies and grants received: - Nil.
17. Departmental projects funded by DST-FIST; UGC, DBT,ICSSR, etc. and total grants received: - Nil.
18. Research Centre /facility recognized by the University:- Nil.
19. Publications:

a) PUBLICATION PER FACULTY

Year	Name of the staff member	No. of Publications/Presentations
2009-10	Dr.V.H. Joshi	01
	Mr.N.N.Sardesai	Nil
	Mr.A.R.Ingle	05
2010-11	Dr.V.H. Joshi	03
	Mr.N.N.Sardesai	02
	Mr.A.R.Ingle	04
2011-12	Dr.V.H. Joshi	Nil
	Mr.N.N.Sardesai	01
	Mr.A.R.Ingle	Nil
2012-13	Dr.V.H. Joshi	01
	Mr.N.N.Sardesai	01
	Mr.A.R.Ingle	01
2013-14	Dr.V.H. Joshi	04
	Mr.N.N.Sardesai	02
	Mr.A.R.Ingle	02

20. Areas of consultancy and income generated: - Nil

21. Faculty as members in

- A) National Committee
 B) International Committee
 C) Editorial Boards - Nil

22. Student projects

- a. Percentage of students who have done in-house projects including inter departmental/programme: Around 80 %

Year	In-house Projects
2009-10	Around 80%
2010-11	Around 80%
2011-12	Around 70%
2012-13	Around 75%
2013-14	Around 60%

- b. Percentage of students placed for projects in organizations outside the institution I.e.in Research laboratories/Industry/other agencies: - Nil

23. Awards/ Recognitions received by faculty and students: - Nil

24. List of eminent academicians and scientists / visitors to the department:

- i) Prof. Madhav Apte, Author of more than 40 Popular Science Book and Sky Reading Expert
 ii) Prof. Pendharkar, Eminent professor of optics and Manufacturer of Optical devices

25. Seminars/ Conferences/Workshops organized & the source of funding:- Nil



26. Student profile programme/course wise:

Year	Class	Total	Male		Female		Pass %	
2009-10	F.Y.B.Sc.	26	01		27		67	
	S.Y.B.Sc.	24	07		31		87	
	T.Y.B.Sc.	09	05		14		17	
2010-11	F.Y.B.Sc.	27	08		35		60	
	S.Y.B.Sc.	16	00		16		94	
	T.Y.B.Sc.	17	05		22		68	
2011-12			I	II	I	II	I	II
	F.Y.B.Sc.	25	18	18	07	07	20	22
	S.Y.B.Sc.	20	17		03		40	
	T.Y.B.Sc.	17	16		01		24	
2012-13	F.Y.B.Sc.	28	25	25	03	03	36	70
	S.Y.B.Sc.	21	16	16	05	05	52	82
	T.Y.B.Sc.	14	12		02		29	
2013-14	F.Y.B.Sc.	20	18	18	02	02	35	61
	S.Y.B.Sc.	15	12	12	03	03	48	86
	T.Y.B.Sc.	11	08	08	03	03	40	50



27. Diversity of Students:

Year	Name of The Course	Percentage of Students from the College	Percentage of Students from other States	Percentage of Students from other Countries
2009-10	F.Y.B.Sc.	92	08	Nil
	S.Y.B.Sc.	96	04	Nil
	T.Y.B.Sc.	100	00	Nil
2010-11	F.Y.B.Sc.	96	04	Nil
	S.Y.B.Sc.	88	13	Nil
	T.Y.B.Sc.	100	Nil	Nil
2011-12	F.Y.B.Sc.	96	04	Nil
	S.Y.B.Sc.	100	Nil	Nil
	T.Y.B.Sc.	88	12	Nil
2012-13	F.Y.B.Sc.	86	14	Nil
	S.Y.B.Sc.	95	05	Nil
	T.Y.B.Sc.	100	Nil	Nil
2013-14	F.Y.B.Sc.	95	05	Nil
	S.Y.B.Sc.	100	Nil	Nil
	T.Y.B.Sc.	100	Nil	Nil

28. How many students have cleared national and state competitive examinations such as NET, SLET, GATE, Civil services, Defense services, etc.? - Data not available

29. Student progression - Data not available

30. Details of Infrastructural facilities

a. **Library:** The College Library has various books related to the subject. Students are always encouraged to use the library. Along with this many reference books are also available in the Departmental Library.

b. **Internet facilities for Staff & Students:**

- Internet facility is available in first floor, computer laboratory.

c. **Class rooms with ICT facility:**

Since the total strength of the students per class is small, they are regularly taken to the physics lab or the computer lab for usage of ICT in learning activities.

d. **Laboratories:**

- Three laboratories and one dark room

31. Number of students receiving financial assistance from college, University, government or other agencies: NA

32. Details on student enrichment programmes (special lectures / workshops / seminar) with external experts:



- Visit to Science Centre's HBSC (Homi Bhabha Science Centre)
 - A demonstration lecture of Dr. Shirish Pathare with hands on experience of many experimental set up used in National Olympiad training.
 - Close interaction of physics alumni for new career opportunities and sharing experiences is regularly done.
- 33. Teaching methods adopted to improve student learning:**
- ICT facilities are used by all professors.
 - Use of the internet facility for specific lectures.
 - CDs and DVDs on various topics related to the subject are used as teaching aid.
 - Problem Solving, both at the individual level and in groups is encouraged.
 - Students are encouraged to share their views on various topics related to the lecture.
 - Assignments on varied array of topics, both a part of the syllabus as well as outside the syllabus are carried out under the guidance of the faculty.
- 34. Participation in Institutional Social Responsibility (ISR) and Extension activities:**
- The event Quantazics organized by the department serves the social responsibility. Students take active part in exhibiting demonstration experiments to the students of near by schools.
 - Department conducts a Formative Foundation Programme for weak students. This programme prepares students for the next year's syllabi and also skill development is done to enable the students to cope up with their studies.
- 35. SWOC analysis of the department and Future plans:**
- Strengths :**
- Having a larger student - teacher ratio enables greater personal interaction.
 - Apart from a well maintained central library, Department also has a collection of reference book
 - Ours is the only college in the city of Mumbai which offers three units physics and three units mathematics in combination at the T.Y.B.Sc.
 - We have two papers of Computer Programming and System Analysis in third year B.Sc. as a applied component. I.T. being demanding field in the employment sector, this helps our students who are mainly from the weaker section of society.
- Weakness:**
- The college being located in south Mumbai which is slowly turning out to be a non-residential area, the student's strength is dwindling every year.
- Opportunities:**
- Owing to our unique combination of subjects at the TYBSc level, aimed at future job opportunities, sees our students working in the varied fields ranging from physics to computers.
 - The analytical, experimental and rational approach of the subject helps the students in preparing for all competitive examinations.
- Challenges :**
- Due to the increase in the number of Engineering Colleges in the country as well as the high difficulty level of the subject, generally the students who are able to cope, prefer engineering. As a result, the merit of those seeking to join our college is generally lower.
 - It is a challenge to make such students understand the basic concepts of the subject and motivate them to pursue higher studies.
- Future Plans:**
- To increase the research environment in the department.



11. List of senior visiting faculty: - N. A.
 12. Percentage of lectures delivered and practical classes handled (Programme-wise) by temporary faculty

Programme	2009-2010		2010-2011		2011-2012		2012-2013		2013-2014	
	Name of the Teacher	Lectures (%)	Name of the Teacher	Lectures (%)	Name of the Teacher	Lectures (%)	Name of the Teacher	Lectures (%)	Name of the Teacher	Lectures (%)
B.Sc.	Ms. R. N. Herlekar	20%	Nil	Nil	Ms. R. N. Herlekar	20-25%	Ms. R. N. Herlekar	20-25%	Ms. R. N. Herlekar	20-25%

13. Student -Teacher Ratio (Programme-wise):

2009-2010		2010-2011		2011-2012		2012-2013		2013-2014	
Programme	Student Teacher ratio	Programme	Student Teacher ratio	Programme	Student Teacher ratio	Programme	Student Teacher ratio	Programme	Student Teacher ratio
F.Y.B.Sc	10:1	F.Y.B.Sc	13:1	F.Y.B.Sc	13:1	F.Y.B.Sc	9:1	F.Y.B.Sc	13:1
S.Y.B.Sc	5:1	S.Y.B.Sc	4:1	S.Y.B.Sc	5:1	S.Y.B.Sc	5:1	S.Y.B.Sc	3:1
T.Y.B.Sc	2:1	T.Y.B.S.	4:1	T.Y.B.Sc	5:1	T.Y.B.Sc	15:1	T.Y.B.Sc	6:1

14. Number of academic support staff (technical) and administrative, staff; sanctioned and filled:

- ♦ Laboratory Assistant - 1 No.
- ♦ Laboratory Attendant - 3 Nos.
- Field Assistant - 1 No.

15. Qualifications of teaching faculty with DSc/ D.Litt/ Ph.D/M.Phil/PG.:

Year	Name	Qualification	Specialization
2009-10	Mr. P. G. Patle	M.Sc.	Cytogenetics
	Dr. V. K. Hile	M.Sc. Ph.D. B.Ed.	Mycology Plant Pathology
	Mr. S. P. Gajbhiye	M.Sc. NET	Mycology Plant Pathology
	Mrs. R. N. Herlekar	M.Sc.	Plant Taxonomy
2010-11	Mr. P. G. Patle	M.Sc.	Cytogenetics
	Dr. V. K. Hile	M.Sc. Ph.D. B.Ed.	Mycology Plant Pathology
	Mr. S. P. Gajbhiye	M.Sc. NET	Mycology Plant Pathology
	2011-12	Dr. V. K. Hile	M.Sc. Ph.D. B.Ed.
	Mr. S. P. Gajbhiye	M.Sc. NET	Mycology Plant Pathology
	Ms. R. N. Herlekar	M.Sc.	Plant Taxonomy
2012-13	Dr. V. K. Hile	M.Sc. Ph.D. B.Ed., MBA	Mycology Plant Pathology
	Mr. S. P. Gajbhiye	M.Sc. NET	Mycology Plant Pathology
	Ms. R. N. Herlekar	M.Sc.	Plant Taxonomy
	2013-14	Dr. V. K. Hile	M.Sc. Ph.D., MBA
	Mr. S. P. Gajbhiye	M.Sc. NET	Mycology Plant Pathology
	Ms. R. N. Herlekar	M.Sc.	Plant Taxonomy



**EVALUATION REPORT OF THE DEPARTMENT OF BOTANY
(Academic Year:2009-2014)**

1. **Name of the department:** Botany
2. **Year of Establishment:** June 1965
3. **Names of Programmes / Courses offered:** UG
4. **Names of Interdisciplinary courses and the departments/units involved:** NA
5. **Annual/ semester/choice based credit system (Programme wise):**
 2009-10 UG Annual
 2010-11 UG Annual
 2011-12 UG SY& TY Annual + FY Semester (Credit System)
 2012-13 UG TY Annual + FY & SY Semester (Credit System)
 2013-14 UG Semester (Credit System)
6. **Participation of the department in the courses offered by other departments:-** Nil
7. **Courses in collaboration with other universities, industries, foreign institutions, etc.:** N.A.
8. **Details of Courses/Programmes discontinued (if any) with reasons:** N. A.
9. **Number of teaching posts**

Designation	2009-2010		2010-2011		2011-2012		2012-2013		2013-2014	
	Sanct- ioned	Filled	Sanct- ioned	Filled	Sanct- ioned	Filled	Sanct- ioned	Filled	Sanct- ioned	Filled
Professors	--	--	--	--	--	--	--	--	--	--
Associate Professors	--	--	--	--	--	--	--	--	--	--
Assistant Professors	3	3	3	3	3	2	2	2	2	2

10. **Faculty profile with name, qualification, designation, specialization, (D.Sc./D.Litt. /Ph.D. / M. Phil. etc.,) Aided Section:**

Year	Name	Qualification	Designation	Specialization	No. of Years of Experience	No. of Ph.D. Students guided for the last 4 years
2009-10	Mr. P. G. Patle	M.Sc.	Asst. Prof. & Head of Dept	Cytogenetics	17	--
	Dr. V. K. Hile	M.Sc. Ph.D. B.Ed.	Asst. Professor	Mycology Plant Pathology	13	--
	Mr. S. P. Gajbhiye	M.Sc.	Asst. Professor	Mycology Plant Pathology	03	--
2010-11	Mrs. R. N. Herlekar	M.Sc.	Contractual	Plant Taxonomy	11	--
	Mr. P. G. Patle	M.Sc.	Asst. Prof. & Head of Dept	Cytogenetics	18	--
	Dr. V. K. Hile	M.Sc. Ph.D. B.Ed.	Asst. Professor	Mycology Plant Pathology	14	--
2011-12	Mr. S. P. Gajbhiye	M.Sc.	Asst. Professor	Mycology Plant Pathology	04	--
	Dr. V. K. Hile	M.Sc. Ph.D. B.Ed.	Asst. Professor	Mycology Plant Pathology	15	--
	Mr. S. P. Gajbhiye	M.Sc.	Asst. Professor	Mycology Plant Pathology	05	--
2012-13	Ms. R. N. Herlekar	M.Sc.	Contractual	Plant Taxonomy	12	--
	Dr. V. K. Hile	M.Sc. Ph.D. B.Ed., MBA	Asst. Professor & Head of Dept.	Mycology Plant Pathology	16	--
	Mr. S. P. Gajbhiye	M.Sc.	Asst. Professor	Mycology Plant Pathology	06	--
2013-14	Ms. R. N. Herlekar	M.Sc.	Contractual	Plant Taxonomy	13	--
	Dr. V. K. Hile	M.Sc. Ph.D. MBA	Asst. Professor & Head of Dept.	Mycology Plant Pathology	17	--
	Mr. S. P. Gajbhiye	M.Sc.	Asst. Professor	Mycology Plant Pathology	07	--
	Ms. R. N. Herlekar	M.Sc.	Contractual	Plant Taxonomy	14	--



16. Number of faculty with ongoing projects from a) National b) International funding agencies and grants received:

- 2009-10 - Nil
- 2010-11 - Nil

Name of Faculty	2011-2012		2012-2013		2013-2014	
	Funding Agency	Grants Received	Funding Agency	Grants Received	Funding Agency	Grants Received
Dr. V. K. Hile	UGC	65,000/-	UGC	45,000/-	Nil	Nil
	Mumbai University	15,000/-				
Mr. Suraj Gajbhiye	UGC	60,000/-	UGC	40,000/-	Nil	Nil

17. Departmental projects funded by DST-FIST; UGC, DBT,ICSSR, etc. and total grants received:

- 2009-10 - Nil
- 2010-11 - Nil
- 2011-12 - UGC(02 Projects.), University of Mumbai(1 Project),
- 2012-13 - UGC (02 Projects.)
- 2013-14 - Nil

18. Research Centre /facility recognized by the University:- Nil.

19. Publications:

- 2009-10 - Dr. V. K. Hile - 01
- 2010-11 - Nil
- 2011-12 - Dr. V. K. Hile - 02
- 2011-12 - Mr S. P. Gajbhiye - 01
- 2012-13 - Dr. V. K. Hile - 02
- 2012-13 - Mr. S. P. Gajbhiye - 03
- 2013-14 - Dr. V. K. Hile - 02
- 2013-14 - Mr. S. P. Gajbhiye - 01

20. Areas of consultancy and income generated:- Nil

21. Faculty as members in

- A) National Committee - Dr. V. K. Hile, Life member of Indian Science Congress
- B) International Committee - Mr. S. P. Gajbhiye – International Society of Science and Technology, Mumbai - since 2010
- C) Editorial Boards - Dr. V. K. Hile and Mr. S. P. Gajbhiye, International Journal of Life Science, Special Issue, 2013

22. Student projects

- a. Percentage of students who have done in-house projects including inter departmental/programme: 90% (2009-2014)
- b. Percentage of students placed for projects in organizations outside the institution i.e.in Research laboratories/Industry/other agencies: Nil

23. Awards/ Recognitions received by faculty and students:

- 2009-10 - Nil
- 2010-11 - Nil
- 2011-12 - Nil
- 2012-13 - Nil
- 2013-14 - Dr. V. K. Hile - Best Poster Presentation in National Conference organised by Mohite College, Pune.



24. List of eminent academicians and scientists / visitors to the department:

- 2009-10 - Nil
 2010-11 - Nil
 2011-12 - Dr. S.A. Bhalerao, Biozaac Event
 2012-13 - Dr. S.A. Bhalerao, Dr. ParamjeetParab Biozaac Event
 2013-14 - Dr. S. T. Tilak, Dr. Abid Munshi, Dr.S. N. Jogdand,
 Dr. Ramchandra Rao, Dr. D. A. Bhiwagade, Dr.G. T. Dabhade

25. Seminars/ Conferences/Workshops organized & the source of funding:

UGC Sponsored National conference on "Concepts & New Trends in Aerobiology & Allergy" CANTAA in 2013-14

26. Student profile programme/course wise:

Year	Course	Male	Female	Total
2009-10	F.Y.B.Sc.	22	19	41
	S.Y.B.Sc.	06	14	20
	T.Y.B.Sc.	05	01	06
Year	Course	Male	Female	Total
2010-11	F.Y.B.Sc.	29	29	58
	S.Y.B.Sc.	11	04	15
	T.Y.B.Sc.	03	11	14
2011-12	F.Y.B.Sc.	23	27	40
	S.Y.B.Sc.	09	06	15
	T.Y.B.Sc.	10	05	15
2012-13	F.Y.B.Sc.	17	10	27
	S.Y.B.Sc.	08	07	15
	T.Y.B.Sc.	07	08	15
2013-14	F.Y.B.Sc.	22	15	37
	S.Y.B.Sc.	05	05	10
	T.Y.B.Sc.	11	05	16

27. Passing Percentage of Students in the academic year:

Year	Class	Subject	No. of Students Appeared		No. of students passed		Percentage of passing	
2009-10	F.Y.B.Sc.	Botany	47		24		51%	
	S.Y.B.Sc.	Botany	20		20		100%	
	T.Y.B.Sc.	Botany	06		05		83%	
2010-11	F.Y.B.Sc.	Botany	58		40		70%	
	S.Y.B.Sc.	Botany	15		15		100%	
	T.Y.B.Sc.	Botany	14		07		50%	
Semester→			I/III/V	II/IV/VI	I/III/V	II/IV/VI	I/III/V	II/IV/VI
2011-12	F.Y.B.Sc.	Botany	40	40	27	30	67%	75%
	S.Y.B.Sc.	Botany	15	N.A.	N.A.	15	N.A.	100%
	T.Y.B.Sc.	Botany	15	N.A.	N.A.	13	N.A.	86%
2012-13	F.Y.B.Sc.	Botany	27	27	18	20	67%	74%
	S.Y.B.Sc.	Botany	15	15	15	15	100%	100%
	T.Y.B.Sc.	Botany	15	N.A.	N.A.	10	N.A.	67%
2013-14	F.Y.B.Sc.	Botany	37	37	20	24	54%	64%
	S.Y.B.Sc.	Botany	10	10	10	09	100%	90%
	T.Y.B.Sc.	Botany	16	16	09	07	56%	43%



28. Diversity of Students:

Year	Class	Students from other states
2009-10	F.Y.B.Sc.	Nil
	S.Y.B.Sc.	Nil
	T.Y.B.Sc.	Nil
2010-11	F.Y.B.Sc.	Nil
	S.Y.B.Sc.	Nil
	T.Y.B.Sc.	Nil
2011-12	F.Y.B.Sc.	Nil
	S.Y.B.Sc.	Nil
	T.Y.B.Sc.	Nil
2012-13	F.Y.B.Sc.	Nil
	S.Y.B.Sc.	Nil
	T.Y.B.Sc.	Nil
2013-14	F.Y.B.Sc.	Nil
	S.Y.B.Sc.	Nil
	T.Y.B.Sc.	Nil

29. How many students have cleared national and state competitive examinations such as NET, SLET, GATE, Civil services, Defense services, etc.? - Nil

30. Student progression : From UG to PG in Percentage

- 2009-10 - 20%
- 2010-11 - 20%
- 2011-12 - 20%
- 2012-13 - 20%
- 2013-14 - 20%

31. Details of Infrastructural facilities

- a. Library: - Yes
- b. Internet facilities for Staff & Students: - Yes
- c. Class rooms with ICT facility: - No
- d. Laboratories: - Yes

32. Number of students receiving financial assistance from college, University, government or other agencies :

Year	Class	No. of Students
2009-10	F.Y.B.Sc.	10
	S.Y.B.Sc.	07
	T.Y.B.Sc.	01
	TOTAL	18
2010-11	F.Y.B.Sc.	10
	S.Y.B.Sc.	04
	T.Y.B.Sc.	01
	TOTAL	15
2011-12	F.Y.B.Sc.	01
	S.Y.B.Sc.	03
	T.Y.B.Sc.	04
	TOTAL	08
2012-13	F.Y.B.Sc.	01
	S.Y.B.Sc.	04
	T.Y.B.Sc.	03
	TOTAL	08
2013-14	F.Y.B.Sc.	02
	S.Y.B.Sc.	02
	T.Y.B.Sc.	01
	TOTAL	05



33. Details on student enrichment programmes (special lectures / workshops / seminar) with external experts:

2009-10 :- Excursion and Field Visits

2010-11 :- BIOZAAC, Excursion and Field Visits

2011-12 :- BIOZAAC, Excursion and Field Visits

2012-13 :- BIOZAAC,

Special Lecture on Bioinformatics Excursion and Field Visits

2013-14 :- ♦ UGC Sponsored National conference on “Concepts & New Trends in Aerobiology & Allergy” – CANTAA,

♦ Excursion and Field Visits

♦ Workshop on Reptiles with special reference to snakes,

34. Teaching methods adopted to improve student learning:

Use of Charts, Over Head Projectors (OHP), LCD Projector, Slides, Specimens, Field visits, etc.

35. Participation in Institutional Social Responsibility (ISR) and Extension activities:

Helping NSS Unit, Science Exhibition for adjacent school students - BIOZAAC

36. SWOC analysis of the department and Future plans:

♦ **STRENGTH:**

Punctuality, departmental library and well equipped laboratory.

♦ **WEAKNESS :**

Lack of industry oriented syllabus & job oriented courses, Admitting academically weak students.

♦ **OPPORTUNITIES:**

Scope for inculcating research activities in students.

Good scope for inter – disciplinary and composite approach towards other subjects

♦ **CHALLENGES:** To increase strength of students, improve their academic record, etc.



**EVALUATION REPORT OF THE DEPARTMENT OF ZOOLOGY
(Academic Year 2009 - 2014)**

1. **Name of the department:** Zoology
2. **Year of Establishment:** June 1965
3. **Names of Programmes / Courses offered":** UG; PG (Research)
4. **Names of Interdisciplinary courses and the departments/units involved:** Nil
5. **Annual/ semester/choice based credit system (Programme wise):**
 2009-10 UG (FY/SY/TY B.Sc.) Annual Examination
 2010-11 UG (FY/SY/TY B.Sc.) Annual Examination and PG Research
 2011-12 UG SY/TY B.Sc. Annual Examination & FY B.Sc. Semester I & II - Credit System Examination and PG Research
 2012-13 UG TY B.Sc. Annual Examination & FY/SY B.Sc. Semester I & II / III & IV Credit System Examination and PG Research
 2013-14 UG (FY/SY/TY B.Sc.) Semester I & II / III & IV / V & VI Credit System Examination and PG Research
6. **Participation of the department in the courses offered by other departments:** Yes
7. **Courses in collaboration with other universities, industries, foreign institutions, etc.:** N.A.
8. **Details of Courses/Programmes discontinued (if any) with reasons:** N. A.
9. **Number of teaching posts :**

Designation	2009-2010		2010-2011		2011-2012		2012-2013		2013-2014	
	Sanct- ioned	Filled	Sanct- ioned	Filled	Sanct- ioned	Filled	Sanct- ioned	Filled	Sanct- ioned	Filled
Professors	--	--	--	--	--	--	--	--	--	--
Associate Professors	--	--	--	--	--	--	--	--	--	--
Assistant Professors	4	2	4	2	4	2	4	2	4	2

10. **Faculty profile with name, qualification, designation, specialization, (D.Sc./D.Litt. /Ph.D. / M. Phil. etc.,) Aided Section:**

Year	Name	Qualification	Designation	Specialization	No. of Years of Experience	No. of Ph.D. Students guided for the last 4 years
2009-10	Dr. G. Subbaih	M.Sc. Ph.D. (Zoology)	Associate Professor	Animal Physiology & Genetics	29	--
	Dr. Shantaj Deshbhratar	M.Sc. Ph.D. (Zoology)	Assistant Professor	Marine Zoology, Rep. Endocrinology	15	--
	Ms. Sonali Raut	M.Sc. M.Phil (Zoology)	Contractual	Oceanography & Fishery Science	03	--
	Ms. Priya Alphanso	M.Sc. M.Phil (Zoology)	Contractual	Animal Physiology	03	--
	Ms. Jyoti Bendale	M.Sc. (Zoology)	Contractual	Oceanography & Fishery Science	01	--



Year	Name	Qualification	Designation	Specialization	No. of Years of Experience	No. of Ph.D. Students guided for the last 4 years
2010-11	Dr. Shantaj Deshbhratar	M.Sc. Ph.D. (Zoology), MBA(HR)	Assistant Professor	Marine Zoology, Rep. Endocrinology	16	--
	Dr. Utkarsha Chavan	M.Sc. Ph.D. (Zoology)	Assistant Professor	Endocrinology	01	--
	Ms. Sonali Raut	M.Sc. M.Phil (Zoology)	Contractual	Oceanography & Fishery Science	04	--
	Ms. Priya Alphanso	M.Sc. M.Phil (Zoology)	Contractual	Animal Physiology	04	--
2011-12	Dr. Shantaj Deshbhratar	M.Sc. Ph.D. (Zoology), MBA (HR)	Assistant Professor	Marine Zoology, Rep. Endocrinology	17	--
	Dr. Utkarsha Chavan	M.Sc. Ph.D. (Zoology)	Assistant Professor	Endocrinology	02	--
	Ms. Sonali Raut	M.Sc. M.Phil (Zoology)	Contractual	Oceanography & Fishery Science	05	--

11. List of senior visiting faculty:- N. A.

12. Percentage of lectures delivered and practical classes handled (Programme-wise) by temporary faculty

Programme	2009-2010		2010-2011		2011-2012		2012-2013		2013-2014	
	Name of the Teacher	Lectures (%)	Name of the Teacher	Lectures (%)	Name of the Teacher	Lectures (%)	Name of the Teacher	Lectures (%)	Name of the Teacher	Lectures (%)
B.Sc.	Ms. Sonali Raut	70%	Ms. Sonali Raut	30%	Ms. Sonali Raut	20%	Ms. Sonali Raut	20%	Ms. Sonali Raut	20%
	Ms. PriyaAlpha nso		Ms. PriyaAlpha nso							
	Ms. JyotiBendale									

13. Student -Teacher Ratio (Programme-wise):

2009-2010		2010-2011		2011-2012		2012-2013		2013-2014	
Programme	Student Teacher ratio	Programme	Student Teacher ratio	Programme	Student Teacher ratio	Programme	Student Teacher ratio	Programme	Student Teacher ratio
B.Sc.	20:1	B.Sc.	20:1	B.Sc.	20:1	B.Sc.	19:1	B.Sc.	20:1



14. Number of academic support staff (technical) and administrative, staff; sanctioned and filled:

POST	POST SANCTIONED	POST FILLED
Laboratory Assistant	01	01
Laboratory Attendant	03	03
Field Assistant	01	01

15. Qualifications of teaching faculty with DSc/ D.Litt/ Ph.D/M.Phil/PG.:

Year	Name	Qualification	Specialization
2009-10	Dr. G. Subbaih	M.Sc. Ph.D. (Zoology)	Animal Physiology Genetics
	Dr. Shantaj Deshbhratar	M.Sc. Ph.D. (Zoology)	Marine Zoology Reproductive Endocrinology
	Ms. Sonali Raut	M.Sc. M.Phil (Zoology)	Oceanography & Fishery Science
	Ms. PriyaAlphanso	M.Sc. M.Phil (Zoology)	Animal Physiology
	Ms. JyotiBendale	M.Sc. (Zoology)	Oceanography & Fishery Science
2010-11	Dr. Shantaj Deshbhratar	M.Sc. Ph.D. (Zoology), MBA (HR)	Marine Zoology Reproductive Endocrinology
	Dr. Utkarsha Chavan	M.Sc. Ph.D. (Zoology)	Endocrinology
	Ms. Sonali Raut	M.Sc. M.Phil (Zoology)	Oceanography & Fishery Science
	Ms. PriyaAlphanso	M.Sc. M.Phil (Zoology)	Animal Physiology
2011-12	Dr. Shantaj Deshbhratar	M.Sc. Ph.D. (Zoology), MBA (HR)	Marine Zoology Reproductive Endocrinology
	Dr. Utkarsha Chavan	M.Sc. Ph.D. (Zoology)	Endocrinology
	Ms. Sonali Raut	M.Sc. M.Phil (Zoology)	Oceanography & Fishery Science
2012-13	Dr. Shantaj Deshbhratar	M.Sc. Ph.D. (Zoology), MBA (HR)	Marine Zoology Reproductive Endocrinology
	Dr. Utkarsha Chavan	M.Sc. Ph.D. (Zoology)	Endocrinology
	Ms. Sonali Raut	M.Sc. M.Phil (Zoology)	Oceanography & Fishery Science
2013-14	Dr. Shantaj Deshbhratar	M.Sc. Ph.D. (Zoology), MBA (HR)	Marine Zoology Reproductive Endocrinology
	Dr. Utkarsha Chavan	M.Sc. Ph.D. (Zoology)	Endocrinology
	Ms. Sonali Raut	M.Sc. M.Phil (Zoology)	Oceanography & Fishery Science



16. Number of faculty with ongoing projects from a) National b) International funding agencies and grants received:

- 2009-10 - Nil
- 2010-11 - Nil

Name of Faculty	2011-2012		2012-2013		2013-2014	
	Funding Agency	Grants Received	Funding Agency	Grants Received	Funding Agency	Grants Received
Dr. S. Deshbhratar	Mumbai University	15,000/-	Nil	Nil	Nil	Nil

17. Departmental projects funded by DST-FIST; UGC, DBT, ICSSR, etc. and total grants received:

- 2009-10 - Nil
- 2010-11 - Nil
- 2011-12 - Mumbai University - Rs.15,000/-
- 2012-13 - Nil
- 2013-14 - Nil

18. Research Centre /facility recognized by the University:- Yes.

19. Publications:

- 2009-10 - Nil
- 2010-11 - Nil

Staff Name	2011-12 (No. of Publications)	2012-13 (No. of Publications)	2013-14 (No. of Publications)
Dr. Shantaj Deshbhratar	01	01	05
Dr. Utkarsha Chavan	01	Nil	02
Ms. Sonali Raut	01	01	03

20. Areas of consultancy and income generated:- Nil

21. Faculty as members :

Dr. Shantaj M. Deshbhratar

A) National Committee-

- 1) On the panel of Staff Selection Commission (UPSC), Govt. of India as a Principal Advisor during interview and selection process of Class II & Class III recruits w. e. f. 2011.
- 2) Member of advisory committee of University of Mumbai for collaboration and exchange program between Mumbai and Other Universities.
- 3) Member – Secretary, Chiropterological Society of India.
- 4) Member of Indian Science Congress Association.

B) International Committee-

- 1) Member of International Journal of Environmental Sciences.
- 2) Member of International Society of Science and Technology.

C) Editorial Boards -

- 1) Working as co-editor for "BIONANO FRONTIER", International Society of Science & Technology ISSN 0974-0678 (Print) 2320-9593 (Online).
- 2) Worked on Adhoc Editorial Board member of International Journal of life Sciences Special Issue ISSN 2320-7817, Concepts and New Trends in Aerobiology and Allergy (CANTAA – November 2013)
- 3) Worked as Sub-Editor Committee member of Scientific Abstracts and Proceedings



ISSN 2320-7817, Concepts and New Trends in Aerobiology and Allergy (CANTAA – November 2013).

22. **Student projects :**
- Percentage of students who have done in-house projects including inter departmental/programme:** 90% (2009-2014)
 - Percentage of students placed for projects in organizations outside the institution i.e.in Research laboratories/Industry/other agencies:** Nil
23. **Awards/ Recognitions received by faculty and students:**
- 2009-10 - Nil
 - 2010-11 - Dr.Shantaj (2 Nos.) & Dr. Utkarsha (2 Nos.)
 - 2011-12 - Nil
 - 2012-13 - Nil
 - 2013-14 - Dr. Shantaj (1 No.), Dr. Utkarsha (1 No.) & Ms. Sonali (1 No.)
Mr. Shehzad Ansari (SYBSc. Student)
24. **List of eminent academicians and scientists / visitors to the department:**
- ♦ Dr. L R. Tiwari, Principal, M. D. College, Mumbai.
 - ♦ Dr. B. G. Pagare, Principal, Siddharth College, Mumbai.
 - ♦ Dr. Madhuri Pejavar, Dean of Sciences, Mumbai University, Mumbai.
 - ♦ Dr. D. A. Bhiwgade, Eminent Scientist and Professor & Head D.Y. Patil University, Navi Mumbai.
 - ♦ Dr. S. T. Tilak, Emeritus Scientist.
 - ♦ Dr. Abid Munshi, Emeritus Scientist.
 - ♦ Dr.S. N. Jogdand, Emeritus Scientist.
 - ♦ Dr.G. T. Dabhade, Emeritus Scientist.
25. **Seminars/ Conferences/Workshops organized & the source of funding:**
UGC Sponsored National conference on “Concepts & New Trends in Aerobiology & Allergy” – CANTAAin 2013-14.
26. **Student profile programme/course wise:**

Year	Course	Male	Female	Total
2009-10	F.Y.B.Sc.	29	18	47
	S.Y.B.Sc.	10	07	17
	T.Y.B.Sc.	06	05	11
2010-11	F.Y.B.Sc.	33	32	65
	S.Y.B.Sc.	04	05	09
	T.Y.B.Sc.	05	03	08
2011-12	F.Y.B.Sc.	23	12	35
	S.Y.B.Sc.	08	14	22
	T.Y.B.Sc.	04	05	09
Year	Course	Male	Female	Total
2012-13	F.Y.B.Sc.	17	10	27
	S.Y.B.Sc.	06	08	14
	T.Y.B.Sc.	05	09	14
2013-14	F.Y.B.Sc.	25	17	42
	S.Y.B.Sc.	04	02	06
	T.Y.B.Sc.	05	06	11



27. Passing Percentage of Students in the academic year 2013-2014:

Year	Class	Subject	No. of Students Appeared		No. of students passed	Percentage of passing
2009-10	F.Y.B.Sc.	Zoology	47		24	51%
	S.Y.B.Sc.	Zoology	17		17	100%
	T.Y.B.Sc.	Zoology	11		09	81.81%
2010-11	F.Y.B.Sc.	Zoology	65		45	69.23%
	S.Y.B.Sc.	Zoology	09		09	100%
	T.Y.B.Sc.	Zoology	08		08	100%
			I	II		
2011-12	F.Y.B.Sc.	Zoology	35	35	28	80.0%
	S.Y.B.Sc.	Zoology	22	22	20	91%
	T.Y.B.Sc.	Zoology	09	09	09	100%
2012-13	F.Y.B.Sc.	Zoology	27	27	20	74%
	S.Y.B.Sc.	Zoology	14	14	14	100%
	T.Y.B.Sc.	Zoology	14	14	13	92.85%
2013-14	F.Y.B.Sc.	Zoology	42	42	25	59.52%
	S.Y.B.Sc.	Zoology	06	06	06	100%
	T.Y.B.Sc.	Zoology	11	11	11	100%

28. Diversity of Students:

Class	2009-10	2010-11	2011-12	2012-13	2013-14
	(Students from other states)				
F.Y.B.Sc.	Nil	Nil	Nil	Nil	Nil
S.Y.B.Sc.	Nil	Nil	Nil	Nil	Nil
T.Y.B.Sc.	Nil	Nil	Nil	Nil	Nil

29. How many students have cleared national and state competitive examinations such as NET, SLET, GATE, Civil services, Defense services, etc.? - Nil

30. Student progression : From UG to PG in Percentage

- 2009-10	- 20%
- 2010-11	- 20%
- 2011-12	- 22%
- 2012-13	- 14%
- 2013-14	- 27%

31. Details of Infrastructural facilities

a. Library:	-	Yes
b. Internet facilities for Staff & Students:	-	Yes
c. Class rooms with ICT facility:	-	No
d. Laboratories:	-	Yes



32. Number of students receiving financial assistance from college, University, government or other agencies:

Year	Class	No. of Students
2009-10	F.Y.B.Sc.	11
	S.Y.B.Sc.	
	T.Y.B.Sc.	
2010-11	F.Y.B.Sc.	14
	S.Y.B.Sc.	
	T.Y.B.Sc.	
Year	Class	No. of Students
2011-12	F.Y.B.Sc.	07
	S.Y.B.Sc.	
	T.Y.B.Sc.	
2012-13	F.Y.B.Sc.	06
	S.Y.B.Sc.	
	T.Y.B.Sc.	
2013-14	F.Y.B.Sc.	03
	S.Y.B.Sc.	
	T.Y.B.Sc.	

33. Details on student enrichment programmes (special lectures / workshops / seminar) with external experts:

- 2009-10** :- Special lecture on Clinical Research
Excursion /Visits to Research Centre/ Institutes/ Field/ National Parks/ Museum
- 2010-11** :- BIOZAAC
Excursion /Visits to Research Centre/ Institutes/ Field/ National Parks/ Museum
- 2011-12** :- BIOZAAC
Excursion /Visits to Research Centre/ Institutes/ Field/ National Parks/ Museum
- 2012-13** :- BIOZAAC and Special Lecture on Bioinformatics
Excursion /Visits to Research Centre/ Institutes/ Field/ National Parks/ Museum
- 2013-14** :- Workshop on Reptiles with special reference to snakes, National conference- CANTAA Excursion /Visits to Research Centre/ Institutes/ Field/ National Parks/ Museum

34. Teaching methods adopted to improve student learning:

- ◆ Innovative teaching with the aid of Charts, Over Head Projectors (OHP), LCD, Visualisior, Slides, Specimens, Field visits, etc.
- ◆ Sensitising students and inculcating awareness w.r.t. the present, past and future scenario and needs of the globe and man kind.

35. Participation in Institutional Social Responsibility (ISR) and Extension activities:

- ◆ Associating and actively participating in NSS activities
- ◆ Association and participation in the activities conducted by NGO's and other associations.

36. SWOC analysis of the department and Future plans:

· STRENGTH:

- Well – equipped labs; department and institutional library.
- Committed qualified and dedicated teachers including good rapport with students.



- Research activities, projects, with involvement of students, colleagues and collaboration of teachers from other colleges / Universities for the same and publications.

◆ **WEAKNESS:**

- Minimal ratio of academically good / brilliant students.
- Higher percentage of academically weak students and vernacular medium candidates requiring extensive training and support for better performance.
- Lack of good opportunities for students in industries and other job opportunities.

◆ **OPPORTUNITIES:**

- Good scope for inter – disciplinary and composite approach towards other subjects.
- Better scope for research related activities, patenting with transfer of technology, entrepreneurship, etc.
- Window for employment / consultancy in MNC's / BPO / KPO esteemed industries, etc.

◆ **CHALLENGES:**

- Quick updation of our infrastructure, technology and other requirements to meet the needs of time.
- To quickly sensitise & adapt ourselves and students with the ever-changing and rapidly evolving technology of the world.



**EVALUATION REPORT OF THE DEPARTMENT OF MATHEMATICS
(Academic Year- 2009-2014)**

- Name of the department:** Mathematics
- Year of Establishment:** June 1965
- Names of Programmes / Courses offered:** B.Sc
- Names of Interdisciplinary courses and the departments/units involved:** B.Com. One paper of Mathematical and Statistical Techniques at F.Y.B.Com.
- Annual/ semester/choice based credit system (Programme wise):**

Class	2009-2010	2010-2011	2011-2012	2012-2013	2013-2014
F.Y.B.Com	Two term end exams	Two term end exams	CBSGS	CBSGS	CBSGS
F.Y.B.Sc	Two term end exams	Two term end exams	CBSGS	CBSGS	CBSGS
S.Y.B.Sc	Two term end exams	Two term end exams	Two term end exams	CBSGS	CBSGS
T.Y.B.Sc	Annual exams	Annual exams	Annual exams	Annual exams	CBSGS

- Participation of the department in the courses offered by other departments:** Nil
- Courses in collaboration with other universities, industries, foreign institutions, etc.:** Nil
- Details of Courses/Programmes discontinued (if any)with reasons:** Not applicable
- Number of teaching posts**

Designation	2009-2010		2010-2011		2011-2012		2012-2013		2013-2014	
	Sanctioned	Filled	Sanctioned	Filled	Sanctioned	Filled	Sanctioned	Filled	Sanctioned	Filled
Asst. Prof	03	01	03	01	03	01	03	01	03	01

- Faculty profile with name, qualification, designation, specialization, (D.Sc./D.Litt. /Ph.D. / M. Phil. etc.,) Aided Section:**

	Name	Qualification	Designation	Specialization	No. of years of Experience	No. of Ph.D. Students guided for the last 4 year
2009-10	Ms. Veena Shinde - Deore	M.Sc , M.Phil	Assi. Prof	Pure Matematics	14 Yrs	Nil
2010-11	Ms. Veena Shinde - Deore	M.Sc , M.Phil	Assi. Prof	Pure Matematics	15 Yrs	Nil
2011-12	Ms. Veena Shinde - Deore	M.Sc , M.Phil	Assi. Prof	Pure Matematics	16 Yrs	Nil
2012-13	Ms. Veena Shinde - Deore	M.Sc , M.Phil	Assi. Prof	Pure Matematics	17 Yrs	Nil
2013-14	Ms. Veena Shinde - Deore	M.Sc , M.Phil	Assi. Prof	Pure Matematics	18 Yrs	Nil



11. List of senior visiting faculty: Nil
 12. Percentage of lectures delivered and practical classes handled (Programme-wise) by temporary faculty

Year	Programme	Name of the Teacher	Lectures	Percentage
2009-2010	B.Com. B.Sc.	Mr. Manish Pithadia	20	32.25%
2010-2011	B.Com B.Sc	Mr. Manish Pithadia	20	32.25%
	B.Sc	Ms.Anita More	14	22.58%
	B.Com B.Sc	Mr. Nilesh Rane	10	16.13%
2011-2012	B.Com B.Sc	Mr. Manish Pithadia	23	37.09%
	B.Com B.Sc	Ms.Anita More	23	37.09%
2012-2013	B.Com B.Sc	Mr. Manish Pithadia	20	32.25%
	B.Sc	Ms. Anita More	12	19.35%
	B.Com	Mr. Virendra Yadav	10	16.13%
2013-2014	B.Com	Mr. Virendra Yadav	10	16.13%
	B.Com B.Sc	Mr.Kalinder Yadav	10	16.13%
	B.Com B.Sc	Mr.Yogendra Vishwakarma	11	17.74%

13. Student -Teacher Ratio (Programme-wise):

Year	Programme	Student-Teacher Ratio
2009-2010	B.Com.	105:1
	B.Sc	21:1
2010-2011	B.Com.	112:1
	B.Sc	21:1
2011-2012	B.Com.	112:1
	B.Sc	21:1
2012-2013	B.Com.	108:1
	B.Sc	10:1
2013-2014	B.Com.	107:1
	B.Sc	13:1

14. Number of academic support staff (technical) and administrative, staff; sanctioned and filled: 01, Nil.



15. Qualifications of teaching faculty with DSc/ D.Litt/ Ph.D/M.Phil/PG.:

Year	Name	Qualification	Specialization
2009-10	Ms. Veena Shinde -Deore	M.Sc., M.Phil	Pure Mathematics
	Mr. Manish Pithadia	M.Sc.	Pure Mathematics
2010-11	Ms. Veena Shinde -Deore	M.Sc., M.Phil	Pure Mathematics
	Mr. Manish Pithadia	M.Sc.	Pure Mathematics
	Mr. Nilesh Rane	M.Sc.	Pure Mathematics
2011-12	Ms. Anita More	M.Sc.	Pure Mathematics
	Ms. Veena Shinde -Deore	M.Sc., M.Phil	Pure Mathematics
	Mr. Manish Pithadia	M.Sc.	Pure Mathematics
2012-13	Ms. Anita More	M.Sc.	Pure Mathematics
	Ms. Veena Shinde -Deore	M.Sc., M.Phil	Pure Mathematics
	Mr. Manish Pithadia	M.Sc.	Pure Mathematics
2013-14	Ms. Anita More	M.Sc.	Pure Mathematics
	Mr. Virendra Yadav	M.A.	Statistics
	Ms. Veena Shinde -Deore	M.Sc., M. Phil	Pure Mathematics
	Mr. Virendra Yadav	M.A.	Statistics
	Mr. Kalinder Yadav	M.Sc.	Pure Mathematics
	Mr. Yogendra Vishwakarma	M.Sc.	Pure Mathematics

16. Number of faculty with ongoing projects from a) National b) International funding agencies and grants received:- Nil.

17. Departmental projects funded by DST-FIST; UGC, DBT, ICSSR, etc. and total grants received:- Nil.

18. Research Centre /facility recognized by the University:- Nil.

19. Publications:

Year	Name of the Teacher	Publications			
		State	National	International	Total
2009-10	Ms. Veena Shinde -Deore	-----	-----	-----	-----
2010-11	Ms. Veena Shinde -Deore	-----	-----	-----	-----
2011-12	Ms. Veena Shinde -Deore	02	-----	-----	02
2012-13	Ms. Veena Shinde -Deore	02	02	02	06
2013-14	Ms. Veena Shinde -Deore	-----	02	-----	02

20. Areas of consultancy and income generated:- Nil

21. Faculty as members in

A) National Committee: Nil

B) International Committee: Nil

C) Editorial Boards: Nil

22. Student projects

a. Percentage of students who have done in-house projects including inter departmental/programme: - Nil

b. Percentage of students placed for projects in organizations outside the institution



i.e.in Research laboratories/Industry/other agencies: Nil

23. Awards/ Recognitions received by faculty and students: Nil

24. List of eminent academicians and scientists / visitors to the department:

1. Dr. Sibby Ahraham, HOD, Dept of Mathematics, Khalsa College, Mumbai.
2. Prof. S. G. Chitale, Former Principal and HOD, Dept of Mathematics, B.H.Somani College, Mumbai.

25. Seminars/ Conferences/Workshops organized & the source of funding:- Nil

26. Student profile programme/course wise:

Year	Course	Male	Female	Total
2009-10	F.Y .B.Com	154	160	314
	F.Y .B.Sc.	29	02	31
	S.Y .B.Sc.	19	05	24
	T.Y.B. Sc.	04	04	08
2010-11	F.Y .B.Com	190	147	337
	F.Y .B.Sc.	28	10	38
	S.Y .B.Sc.	10	-	10
	T.Y.B. Sc.	03	-	03
2011-12	F.Y .B.Com	131	205	336
	F.Y .B.Sc.	26	08	34
	S.Y .B.Sc.	11	03	14
	T.Y.B. Sc.	06	-	06
2012-13	F.Y .B.Com	192	132	324
	F.Y .B.Sc.	26	03	29
	S.Y .B.Sc.	05	-	05
	T.Y.B. Sc.	05	02	07
2013-14	F.Y .B.Com	187	134	321
	F.Y .B.Sc.	17	03	20
	S.Y .B.Sc.	11	02	13
	T.Y.B. Sc.	03	-	03

27. Passing Percentage of Students in the academic year 2013-2014 :

Year	Class	Subject	No. of Students Appeared		No. of students passed		Passing (%)	
			I	II	I	II	I	II
2009-10	F.Y.B.Com	Maths and Stats	314		221		70.38%	
	F.Y.B. Sc.	Maths PI and PII	31		16		51.61%	
	S.Y.B. Sc.	Maths I, PII and PIII	21		16		76.19%	
	T.Y.B. Sc.	Maths PI and PII	08		05		62.5	
2010-11	F.Y.B.Com	Maths and Stats	337		238		70.62%	
	F.Y.B. Sc.	Maths PI and PII	38		19		50%	
	S.Y.B. Sc.	Maths PI, PII and III	10		08		80%	
	T.Y.B. Sc.	Maths PI and PII	03		00		00%	
2011-12			I	II	I	II	I	II
	F.Y.B.Com	Maths and Stats	336	336	172	208	51.2	61.9
	F.Y.B. Sc.	Maths PI and PII	26	26	06	07	23.1	26.9
	S.Y.B. Sc.	Maths PI, PII and III	14		06		42.85%	
2012-13			I	II	I	II	I	II
	F.Y.B.Com	Maths and Stats	324	324	192	135	59.3	41.7
	F.Y.B. Sc.	Maths PI and PII	23	23	03	04	13.1	17.4
	S.Y.B. Sc.	Maths I, II and III	05	05	03	03	60.0	60.0
2013-14			I	II	I	II	I	II
	F.Y.B.Com	Maths and Stats	321	321	126	162	39.3	50.5
	F.Y.B.Sc	Maths PI and PII	20	20	04	09	20.0	45.0
	S.Y.B. Sc	Maths I, II and III	13	13	08	10	61.5	66.7
		V	VI	V	VI	V	VI	
T.Y.B. Sc	Maths PI and PII	03	03	02	01	66.7	14.3	



28. Diversity of Students:

Year	Class	Students from other states
2009-10	F.Y.B.Com	05
	F.Y.B. Sc.	02
	S.Y.B. Sc.	00
	T.Y.B. Sc.	00
2010-11	F.Y.B.Com	06
	F.Y.B. Sc.	01
	S.Y.B. Sc.	00
	T.Y.B. Sc.	00
2011-12	F.Y.B.Com	07
	F.Y.B. Sc.	01
	S.Y.B. Sc.	00
	T.Y.B. Sc.	00
2012-13	F.Y.B.Com	02
	F.Y.B. Sc.	04
	S.Y.B. Sc.	00
	T.Y.B. Sc.	00
2013-14	F.Y.B.Com	03
	F.Y.B. Sc.	01
	S.Y.B. Sc.	00
	T.Y.B. Sc.	00

29. How many students have cleared national and state competitive examinations such as NET, SLET, GATE, Civil services, Defense services, etc.?

Information is not available

30. Student progression

The number of alumni is very large and due to limitation of resources it is not possible to record and track the student's progression in detail.

31. Details of Infrastructural facilities

a. Library:

- ✓ There is common central library.
- ✓ There are text books as well as reference books.
- ✓ Some students avail book bank facility.
- ✓ Some journals and magazines are subscribed.
- ✓ Free access to online journals is possible by Infflibnet (N-List) for teachers.
- ✓ Separate cupboards are made available for different subjects.

b. Internet facilities for Staff & Students:

- ✓ Computer lab on first floor provides students and teachers with internet facilities.
- ✓ A staff is always available to solve queries related to it.

c. Class rooms with ICT facility:

- ✓ LCD projectors are available in the college and are provided with entire setting as and when required.

d. Laboratories:

- ✓ Departmental laboratory is available for the senior college as well as junior college staff in room no.41.



32. Number of students receiving financial assistance from college, University, government or other agencies:

Year	Class	No. of Students
2009-10	F.Y.B.Com	54
	F.Y.B. Sc.	05
	S.Y.B. Sc.	01
	T.Y.B.Sc.	03
2010-11	F.Y.B.Com.	83
	F.Y.B. Sc.	03
	S.Y.B. Sc.	01
	T.Y.B.Sc.	01
2011-12	F.Y.B.Com.	40
	F.Y.B. Sc.	05
	S.Y.B. Sc.	06
	T.Y.B.Sc.	-
2012-13	F.Y.B.Com.	20
	F.Y.B. Sc.	03
	S.Y.B. Sc.	01
	T.Y.B.Sc.	01
2013-14	F.Y.B.Com.	30
	F.Y.B. Sc.	01
	S.Y.B. Sc.	06
	T.Y.B.Sc.	00

33. Details on student enrichment programmes (special lectures / workshops / seminar) with external experts:

- ◆ Students taken to visit Mumbai University campus and attain lecture on everyday Mathematics.
- ◆ Students taken to Institute of Science to attain lecture on Discrete Mathematics.
- ◆ Students taken to Jhunjhunwala college to attain lecture on Number theory and careers in Mathematics.
- ◆ Two students were sent to attain workshop on IIT jam at M.D. College.
- ◆ Students are encouraged to attain various Quiz competitions like Numero-Uno, poster competitions and seminar competitions in and outside college.
- ◆ Students taken to attend a mathematical film show at Wilson College, Mumbai.

34. Teaching methods adopted to improve student learning: Seminars by students, problem solving sessions, tutorials and group discussions. Most of mathematical work is done by chalk and board.

35. Participation in Institutional Social Responsibility (ISR) and Extension activities:

Ms. Veena Shinde-Deore

- ◆ HOD, Department of Mathematics.
- ◆ Junior supervisor in all college and University exams.
- ◆ Member of different committees such as attendance, admission, examination, college day, gymkhana, discipline and unfair means committee.



- ◆ Examiner, paper- setter and moderator in various colleges as well as Mumbai University.

36. SWOC analysis of the department and Future plans:

◆ **STRENGTH:**

- ✓ Department faculty
- ✓ Lecture notes are given.
- ✓ Students are motivated to attain Quiz , Seminar and Poster competitions.
- ✓ Reading and problem solving habit is inculcated in students.
- ✓ Many students with weak background of Mathematics in XII are motivated and they continue with subject till TYBSc.
- ✓ Staff members are very dedicated and enthusiastic in helping students to achieve good academic performance.

◆ **Weakness:**

- ✓ Lack of computing facilities in the department like internet and printers.
- ✓ Changing faculty every year.
- ✓ The student and teacher ratio is very large.
- ✓ Low attendance in the class.

◆ **Oppurtunity:**

- ✓ Students who pursue PG are given guidance.
- ✓ Help for placements.

◆ **Challenges:**

- ✓ Unavailability of permanent staff members.
- ✓ To cope with Semester system.
- ✓ Mobiles and surfing keeps students very busy.
- ✓ Department depends on CHB and contract teacher for running different programs and this effects regular functioning and development of department.
- ✓ Rather than learners, students are becoming exam givers or are exam oriented in semester system. In the current scenario students are giving exams again and again they hardly find time to be learners.
- ✓ The syllabus of mathematics lacks job orientation which makes it less appealing for the students.

◆ **FUTURE PLANS:**

- ✓ To plan for more academic activities for the students so that learning mathematics becomes easy, interactive and more interesting.
- ✓ To invite more and more eminent academicians and professionals as guest lecturers.
- ✓ To conduct bridge and remedial courses.



**EVALUATION REPORT OF THE DEPARTMENT OF ACCOUNTANCY
(Academic Year- 2009-2014)**

1. **Name of the department:** Accountancy
2. **Year of Establishment:**
 - June 1980 Commerce and Accountancy Departments (Combined) & June 1989 (separate department status)
3. **Names of Programmes / Courses offered:** B.Com.
4. **Names of Interdisciplinary courses and the departments/units involved:**
 - Commerce, Management and Accountancy.
5. **Annual/ semester/choice based credit system (Programme wise):**

Class	2009-2010	2010-2011	2011-2012	2012-2013	2013-2014
F.Y.B. Com	Two term end exams	Two term end exams	CBSGS	CBSGS	CBSGS
S.Y.B. Com	Two term end exams	Two term end exams	Two term end exams	CBSGS	CBSGS
T.Y.B. Com	Annual exams	Annual exams	Annual exams	Annual exams	CBSGS

6. **Participation of the department in the courses offered by other departments:**
 - One faculty teacher teaching Book-keeping as an optional subject of offered at S.Y.B.A. level.
7. **Courses in collaboration with other universities, industries, foreign institutions, etc.:** Nil
8. **Details of Courses/Programmes discontinued (if any)with reasons:** Nil
9. **Number of teaching posts**

Designation	2009-2010		2010-2011		2011-2012		2012-2013		2013-2014	
	Sancti- oned	Filled	Sancti- oned	Filled	Sancti- oned	Filled	Sancti- oned	Filled	Sancti- oned	Filled
Associate Professor		01		01		01		01		01
Assistant Professor	03	01	03	01	03	01	03	01	03	01

10. **Faculty profile with name, qualification, designation, specialization, (D.Sc./D.Litt. /Ph.D. / M. Phil. etc.) Aided Section:**

Years	Name	Qualification	Designation	Specialization	No. of Years of Experience	No. of Ph.D. Students guided for the last 4 years
2009-10 to 2013-14	Mrs. P.A. Merchant	M.Com., Cost Accountant	Associate Professor	Accountancy	21 to 25 years	Nil
	Ms. Reshma R.More	M.Com., SET, B.Ed.	Assistant Professor	Accountancy	2 to 6 years	Nil



11. List of senior visiting faculty: Nil
12. Percentage of lectures delivered and practical classes handled (Programme-wise) by temporary faculty

Year	Programme	Name of the Teacher	Lectures (%)
2009-2010	B. Com.	Mrs. Priti Parikh	7 (10%)
	B. Com.	Mr. Arvind Panchal	9 (12.86%)
	B. Com.	Mr. Salim Ansari	7 (10%)
	B. Com.	Mrs. Jagruti Darji	9 (12.86%)
2010-2011	B. Com.	Mrs. Priti Parikh	10 (14.29%)
	B. Com.	Mrs. Jagruti Darji	9 (12.86%)
	B. Com.	Mr. Arvind Panchal	7 (10%)
2011-2012	B. Com.	Mrs. Nimisha Tarwala	20 (28.57%)
	B. Com.	Mr. Umar Siddique	12 (17.14%)
2012-2013	B. Com.	Mrs. Priti Parikh	10 (14.29%)
	B. Com.	Mr. Gaurav Udiyavar	21 (30%)
2013-2014	B. Com.	Mrs. Priti Parikh	3 (4.29%)
	B. Com.	Mr. Gaurav Udiyavar	21 (30%)
	B. Com.	Ms. Jyoti	8 (11.43%)

13. Student -Teacher Ratio (Programme-wise):

Year	Programme	Student-Teacher Ratio
2009-2010	B.Com.	450:1
2010-2011	B.Com.	450:1
2011-2012	B.Com.	300:1
2012-2013	B.Com.	300:1
2013-2014	B.Com.	300:1

(Note: In FY/SY/TY B.Com. classes the student strength is approximately 300 students each. The above ratio has been calculated based on the number of Full Time faculty appointed during the year.)

14. Number of academic support staff (technical) and administrative, staff; sanctioned and filled:- Nil.

15. Qualifications of teaching faculty with DSc/ D.Litt/ Ph.D/M.Phil/PG.:

Year	Name	Qualification	Specialization
2009-10 to 2013-14	Mrs. P.A. Merchant	M.Com., Cost Accountant	Accountancy
	Ms. Reshma R. More	M.Com., SET, B.Ed.,	Accountancy,
2011-12	Mrs. Nimisha Tarwala (On Contract)	M.Com., NET	Accountancy
2012-13	Mr. Gaurav Udiyavar (On Contract)	M.Com.	Accountancy
2013-14	Mr. Gaurav Udiyavar (On Contract)	M.Com. NET	Accountancy



16. Number of faculty with ongoing projects from a) National b) International funding agencies and grants received:- Nil.
17. Departmental projects funded by DST-FIST; UGC, DBT, ICSSR, etc. and total grants received:- Nil.
18. Research Centre /facility recognized by the University:- Nil.
19. Publications:

Year	Name of the Teacher	Publications			
		State	National	International	Total
2009-10	Mrs. P.A. Merchant	-----	-----	-----	-----
	Ms. Reshma R. More	-----	-----	-----	-----
2010-11	Mrs. P.A. Merchant	-----	-----	01	01
	Ms. Reshma R. More	-----	01	-----	01
2011-12	Mrs. P.A. Merchant	-----	-----	-----	-----
	Ms. Reshma R. More	01	02	-----	03
2012-13	Mrs. P.A. Merchant	-----	-----	-----	-----
	Ms. Reshma R. More	01	-----	01	02
2013-14	Mrs. P.A. Merchant	-----	-----	-----	-----
	Ms. Reshma R. More	02	03	-----	05

20. Areas of consultancy and income generated:- Nil
21. Faculty as members in
- A) National Committee: Nil
- B) International Committee: Nil
- C) Editorial Boards: Nil
22. Student projects
- a. Percentage of students who have done in-house projects including inter departmental/programme:
- As part of the examination system T.Y.B.Com students were assigned projects from 2009 to 2014, S.Y.B.Com from the year 2012-13 and F.Y.B.Com from the academic year 2011-12.
- b. Percentage of students placed for projects in organizations outside the institution i.e. in Research laboratories/Industry/other agencies: - Nil
23. Awards/ Recognitions received by faculty and students:- Nil
24. List of eminent academicians and scientists / visitors to the department:- Nil
25. Seminars/ Conferences/Workshops organized & the source of funding:- Nil



26. Student profile programme/course wise:

Year	Course	Male	Female	Total
2009-10	F.Y.B.Com. (Accountancy & financial Management-I))	154	160	314
	S.Y.B.Com. (Accountancy & financial Management-II)	162	137	299
	S.Y.B.A. (Book-Keeping)	12	10	22
	T.Y.B.Com. (Accountancy -I,I, III and Direct & Indirect Tax)	147	175	322
2010-11	F.Y.B.Com. (Accountancy & financial Management-I))	190	147	337
	S.Y.B.Com. (Accountancy & financial Management-II)	144	158	302
	S.Y.B.A. (Book-Keeping)	14	11	25
	T.Y.B.Com. (Accountancy -I,I, III and Direct & Indirect Tax)	142	136	278
2011-12	F.Y.B.Com. (Accountancy & financial Management-I))	131	205	336
	S.Y.B.Com. (Accountancy & financial Management-II)	174	126	300
	S.Y.B.A. (Book-Keeping)	09	10	19
	T.Y.B.Com. (Accountancy -I,I, III and Direct & Indirect Tax)	133	148	281
2012-13	F.Y.B.Com. (Accountancy & financial Management-I))	192	132	324
	S.Y.B.Com. (Accountancy & financial Management-II)	153	136	289
	S.Y.B.A. (Book-Keeping)	04	06	10
	T.Y.B.Com. (Accountancy -I,I, III and Direct & Indirect Tax)	148	126	274
2013-14	F.Y.B.Com. (Accountancy & financial Management-I)	187	134	321
	S.Y.B.Com. (Accountancy & financial Management-II))	151	132	283
	S.Y.B.A. (Book-Keeping)	12	02	14
	T.Y.B.Com. (Accountancy -I,I, III and Direct & Indirect Tax)	140	135	275



27. Passing Percentage of Students in the academic year 2013-2014 :

Year	Class	Subject	No. of Students Appeared		No. of students passed		Passing (%)		
			Sem I	Sem II	Sem I	Sem II	Sem I	Sem II	
2009-10	F.Y.B.Com	(Accountancy & financial Management-I)	314		296		94.27		
	S.Y.B.Com	(Accountancy & financial Management-II)	299		267		89.30		
	S.Y.B.A.	Book-Keeping	22		11		50.00		
	T.Y.B.com.		Accountancy-I	322		266		82.61	
			Accountancy-II	322		314		97.52	
			Accountancy-III	322		314		97.52	
			Direct & Indirect Tax	322		308		95.65	
2010-11	F.Y.B.Com	(Accountancy & financial Management-I)	337		281		83.38		
	S.Y.B.Com	(Accountancy & financial Management-II)	302		264		87.42		
	S.Y.B.A.	Book-Keeping	24		24		100.00		
	T.Y.B.com.		Accountancy-I	278		264		94.96	
			Accountancy-II	278		272		97.84	
			Accountancy-III	278		273		98.20	
			Direct & Indirect Tax	278		268		96.40	
2011-12			Sem I	Sem II	Sem I	Sem II	Sem I	Sem II	
	F.Y.B.Com	(Accountancy & financial Management-I)	336	331	292	291	86.90	87.92	
	S.Y.B.Com	(Accountancy & financial Management-II)	300		262		87.33		
	S.Y.B.A.	Book-Keeping	19		17		89.47		
	T.Y.B.com.		Accountancy-I	281		264		93.95	
			Accountancy-II	281		273		97.15	
			Accountancy-III	281		278		98.93	
Direct & Indirect Tax			281		279		99.64		
		Sem I	Sem II	Sem I	Sem II	Sem I	Sem II		
F.Y.B.Com	(Accountancy & financial Management-I)	328	328	276	267	84.15	81.40		



28. Diversity of Students:

Class	YEAR (Students from other States)				
	2009-10	2010-11	2011-12	2012-13	2013-14
F.Y.B.Com	05	06	07	02	03
S.Y.B.Com.	07	07	01	01	09
T.Y.B.Com.	15	02	Nil	Nil	03

29. How many students have cleared national and state competitive examinations such as NET, SLET, GATE, Civil services, Defense services, etc.?

- Information is not available

30. Student progression

Large number of our students pursues Post-Graduation/ professional studies as they do not hail from business/ industrial family groups. As the number of alumni becomes very large it is not possible to record and track the students' progression in detail.

31. Details of Infrastructural facilities

a. Library:

A very well equipped library is accessible to staff and students.

Inflibnet (N-List): Free access to online journals for Teachers.

b. Internet facilities for Staff & Students:

- This is available in the common Computer Labs.

c. Class rooms with ICT facility:

- LCD Projector is available in the college. When any faculty wants to use it they set it up in the classroom and connect it to a laptop and display on the wall..

d. Laboratories:

- A well equipped Computer Lab. available.

32. Number of students receiving financial assistance from college, University, government or other agencies:

Class	YEAR (No. of Students)				
	2009-10	2010-11	2011-12	2012-13	2013-14
F.Y.B.Com	54	83	40	20	30
S.Y.B.Com.	84	65	65	59	44
S.Y.B.A.	04	03	08	02	01
T.Y.B.Com.	54	67	50	65	56

33. Details on student enrichment programmes (special lectures / workshops / seminar) with

external experts:- Nil

34. Teaching methods adopted to improve student learning:

- ◆ Reading abstracts from newspapers showing and discussing Annual reports of Public Ltd. Companies making them solve past University Question Papers in the classroom.
- ◆ Daily 5 to 6 minutes are spent in classes for discussing or revising the topic covered in the previous lecture.
- ◆ Group discussion in the classroom.
- ◆ Special attention is given to slow learners and advanced learners.

35. Participation in Institutional Social Responsibility (ISR) and Extension activities:

36. SWOC analysis of the department and Future plans:

➤ STRENGTH:

- ◆ The commerce faculty being in great demand the number of students opting for commerce/Accountancy is large which is motivating & satisfying to the faculty.



- ◆ Faculty is very dedicated and enthusiastic in helping students achieve good academic performance. We also encourage our students participate in sports, cultural and other extra-curricular activities to promote their all-round development.
 - ◆ All question papers of F. Y, S. Y, and T. Y B. Com. for more than 10 years are available in the department so, that the staff and students can take benefit and this
 - ◆ We are able to send some of our students who are studying Chartered Accountancy (C.A.) to join as Article Clerk in C.A. firms.
- **WEAKNESS:**
- ◆ Out of 3 sanctioned posts only 2 posts are filed on permanent basis therefore there is no stability and continuity of faculty for the lectures. As a result the other 2 faculty have take care of a lot more administrative and other college related duties.
 - ◆ The student's teachers' ratio being very large it is difficult to give full justice to all the students as someone shows learners and some one.
 - ◆ With the availability of accounting software package much of the syllabus in Accountancy still retains the manual features making parts of the syllabus out dated.
- **OPPORTUNITIES:**
- ◆ When the companies come for placement and they conduct aptitude /screening tests we insist that students appear for it so that they can learn from this experience and face job recruitment in the future accordingly. This would help students in getting jobs faster and knowing what job profile is best suitable to their abilities .
 - ◆ Students seeking admission in foreign University are given full support from our side by giving them necessary testimonials and letter of recommendation.
- **CHALLENGES:**
- ◆ With the students getting lot of information, academic and otherwise, on the internet. The place of the classroom and college is getting less importance in their life.
 - ◆ Mumbai being a very competitive place in terms of job procurement students become very “Marks-Minded” in T. Y. Bom. classes. They attend private coaching classes in the evening and hence do not attend college regularly and neglect their lectures.
 - ◆ The syllabus prescribed by the University of Mumbai is expanding vast for T. Y. B. Com and detailed discussion on all topics is very difficult.
- **FUTURE PLANS :**
- ◆ To make students learn accounting on computer because in industry all accounting is now done with the help of computer. We have the Gandhi Institute of Computer Education on our premises which provides free computer education including basics of 'TALLY' programme which is the Accounting Software Package to the economically backward students.
 - ◆ To try and arrange for more companies to offer campus recruitment as many of our students come from middle class and prefer to take up jobs soon after graduation.



**EVALUATION REPORT OF THE DEPARTMENT OF COMMERCE
(Academic Year- 2009-2014)**

- Name of the department:** Commerce
- Year of Establishment:** June 1980
- Names of Programmes / Courses offered:** B.Com
- Names of Interdisciplinary courses and the departments/units involved:** Nil
- Annual/ semester/choice based credit system (Programme wise):**

Class	2009-2010	2010-2011	2011-2012	2012-2013	2013-2014
F.Y.B.Com	Two term end exams	Two term end exams	CBSGS	CBSGS	CBSGS
S.Y.B.Com	Two term end exams	Two term end exams	Two term end exams	CBSGS	CBSGS
T.Y.B.Com	Annual exams	Annual exams	Annual exams	Annual exams	CBSGS

- Participation of the department in the courses offered by other departments:** Nil
- Courses in collaboration with other universities, industries, foreign institutions, etc.:** Nil
- Details of Courses/Programmes discontinued (if any)with reasons:** Nil
- Number of teaching posts**

Designation	2009-2010		2010-2011		2011-2012		2012-2013		2013-2014	
	Sanctioned	Filled	Sanctioned	Filled	Sanctioned	Filled	Sanctioned	Filled	Sanctioned	Filled
Asst. Prof	02	01	02	02	02	02	02	02	02	01

- Faculty profile with name, qualification, designation, specialization, (D.Sc./D.Litt. /Ph.D. / M. Phil. etc.,) Aided Section:**

Year	Name	Qualification	Designation	Specialization	No. of Years of Experience	No. of Ph.D. Students guided for the last 4 years
2009-10	Varsha Mallah	MCom, MBA, SET	Asst. Prof	Taxation, Marketing Management	05 years	Nil
2010-11	Varsha Mallah	MCom, MBA, SET	Asst. Prof	Taxation, Marketing Management	06 years	Nil
	Dr. Subhash Pawar (second term)	M.Com, MBA, MPhil, PhD	Asst.Prof	Accounts, Finance	-----	Nil
2011-12	Varsha Mallah	MCom, MBA, SET	Asst. Prof	Taxation, Marketing Management	07 years	Nil
	Dr. Subhash Pawar (second term)	M.Com, MBA, MPhil, PhD	Asst.Prof	Accounts, Finance	01 year	Nil
2012-13	Varsha Mallah	MCom, MBA, SET	Asst. Prof	Taxation, Marketing Management	08 years	Nil
	Dr. Subhash Pawar (second term)	M.Com, MBA, MPhil, PhD	Asst.Prof	Accounts, Finance	02 years	Nil
2013-14	Varsha Mallah	MCom, MBA, SET	Asst. Prof	Taxation, Marketing Management	09 years	Nil



11. List of senior visiting faculty: Nil
12. Percentage of lectures delivered and practical classes handled (Programme-wise) by temporary faculty

Year	Programme	Name of the Teacher	Lectures (%)
2009-2010	B.Com	Karishma Khadiwala	21 (50%)
2010-2011	B.Com	Karishma Khadiwala	12 (28.57 %)
		Chetan Gohil	10 (23.8 %)
2011-2012	B.Com	Nil	Nil
2012-2013	B.Com	Nil	Nil
2013-2014	B.Com	Jhalak Khadiwala	25 %
		Tazkea Khan	25%

13. Student -Teacher Ratio (Programme-wise):

Year	Programme	Student-Teacher Ratio
2009-2010	B.Com.	450:1
2010-2011	B.Com.	450:1
2011-2012	B.Com.	450:1
2012-2013	B.Com.	450:1
2013-2014	B.Com.	300:1

(Note: In FY/SY/TY B.Com. classes the student strength is approximately 300 students each. The above ratio has been calculated based on the number of Full Time faculty appointed during the year.)

14. Number of academic support staff (technical) and administrative, staff; sanctioned and filled:- Nil
15. Qualifications of teaching faculty with DSc/ D.Litt/ Ph.D/M.Phil/PG. :

Year	Name	Qualification	Specialization
2009-10	Varsha Mallah	MCom, MBA, SET	Taxation, Marketing Management
	Karishma Khadiwala	M.Com, B.Ed	Management
2010-11	Varsha Mallah	MCom, MBA, SET	Taxation, Marketing Management
	Dr. Subhash Pawar (second term)	M.Com, MBA, M.Phil, PhD	Accounts, Finance
	Karishma Khadiwala (First term)	M.Com, B.Ed	Management
	Chetan Gohil (First term)	M.Com	Management
2011-12	Varsha Mallah	MCom, MBA, SET	Taxation, Marketing Management
	Dr. Subhash Pawar	MCom, MBA, MPhil, PhD	Accounts, Finance
2012-13	Varsha Mallah	MCom, MBA, SET	Taxation, Marketing Management
	Dr. Subhash Pawar	MCom, MBA, MPhil, PhD	Accounts, Finance
2013-14	Varsha Mallah	MCom, MBA, SET	Taxation, Marketing Management
	Jhalak Khadiwala	M.Com, B.ed	Management
	Tazkea Khan	M.Com, B.ed	Management



16. Number of faculty with ongoing projects from a) National b) International funding agencies and grants received:- Nil.
17. Departmental projects funded by DST-FIST; UGC, DBT, ICSSR, etc. and total grants received:- Nil.
18. Research Centre /facility recognized by the University:- Nil.
19. Publications:

Year	Name of the Teacher	Publications			
		State	National	International	Total
2009-10	Varsha Mallah	-----	-----	-----	-----
2010-11	Varsha Mallah	-----	01	-----	01
	Dr. Subhash Pawar	-----	-----	-----	-----
2011-12	Varsha Mallah	-----	02	03	05
	Dr. Subhash Pawar	02	01	02	05
2012-13	Varsha Mallah	01	01	02	04
	Dr. Subhash Pawar	-----	02	02	04
2013-14	Varsha Mallah	-----	04	-----	04

20. Areas of consultancy and income generated:- Nil
21. Faculty as members in
- A) National Committee: Nil
- B) International Committee: Nil
- C) Editorial Boards: Nil
22. Student projects
- a. Percentage of students who have done in-house projects including inter departmental/programme:
As part of the examination system T.Y.B.Com students were assigned projects from 2009 to 2014, S.Y.B.Com from the year 2012-13 and F.Y.B.Com from the academic year 2011-12.
- b. Percentage of students placed for projects in organizations outside the institution i.e.in Research laboratories/Industry/other agencies:- Nil
23. Awards/ Recognitions received by faculty and students:- Nil
24. List of eminent academicians and scientists / visitors to the department:- Nil
25. Seminars/ Conferences/Workshops organized & the source of funding:- Nil



26. Student profile programme/course wise:

Year	Course	Male	Female	Total
2009-10	F.Y.B.Com (Commerce -I)	154	160	314
	S.Y.B.Com (Commerce-II)	162	137	299
	S.Y.B.Com (Advertising)	104	105	209
	T.Y.B.com (Commerce -III)	147	175	322
	T.Y.B.com (Export Marketing)	97	101	198
	T.Y.B.com (Banking Law & Practice)	20	25	45
2010-11	F.Y.B.Com (Commerce -I)	190	147	337
	S.Y.B.Com (Commerce-II)	144	158	302
	S.Y.B.Com (Advertising)	91	101	192
	T.Y.B.com (Commerce -III)	142	136	278
	T.Y.B.com (Export Marketing)	103	72	175
	T.Y.B.com (Banking Law & Practice)	14	10	24
2011-12	F.Y.B.Com (Commerce -I)	131	205	336
	S.Y.B.Com (Commerce-II)	174	126	300
	S.Y.B.Com (Advertising)	104	89	193
	T.Y.B.com (Commerce -III)	133	148	281
	T.Y.B.com (Export Marketing)	83	90	173
	T.Y.B.com (Banking Law & Practice)	18	6	24
2012-13	F.Y.B.Com (Commerce -I)	192	132	324
	S.Y.B.Com (Commerce-II)	153	136	289
	S.Y.B.Com (Advertising)	89	89	178
	T.Y.B.com (Commerce -III)	148	126	274
	T.Y.B.com (Export Marketing)	98	69	167
	T.Y.B.com (Banking Law & Practice)	23	15	38
2013-14	F.Y.B.Com (Commerce -I)	187	134	321
	S.Y.B.Com (Commerce-II)	151	132	283
	S.Y.B.Com (Advertising)	108	86	194
	T.Y.B.com (Commerce -III)	140	135	275
	T.Y.B.com (Export Marketing)	88	81	169
	T.Y.B.com (Banking Law & Practice)	24	11	35



27. Passing Percentage of Students in the academic year 2013-2014 :

Year	Class	Subject	No. of Students Appeared		No. of students passed		Passing (%)	
			I	II	I	II	I	II
2009-10	F.Y.B.Com	Commerce-I	313		298		95.2	
	S.Y.B.Com.	Commerce-II	299		286		95.6	
		Advertising	209		190		95.7	
	T.Y.B.com.	Commerce-III	322		278		86.3	
		Export Marketing	193		154		79.7	
		Banking Law & Practice	41		25		60.9	
2010-11	F.Y.B.Com	Commerce-I	337		267		79.3	
	S.Y.B.Com.	Commerce-II	302		283		93.7	
		Advertising	192		185		96.3	
	T.Y.B.com.	Commerce-III	278		254		91.3	
		Export Marketing	201		180		89.5	
		Banking Law & Practice	46		42		91.3	
2011-12			I	II	I	II	I	II
	F.Y.B.Com	Commerce-I	336	331	260	299	77.3	90.3
	S.Y.B.Com.	Commerce-II	300		288		96	
		Advertising	198		187		94.4	
	T.Y.B.com.	Commerce-III	281		265		94.3	
		Export Marketing	188		186		98.9	
	Banking Law & Practice	22		22		100		
2012-13			I	II	I	II	I	II
	F.Y.B.Com	Commerce-I	328	328	240	261	73.1	79.5
			III	IV	III	IV	III	IV
	S.Y.B.Com	Commerce-II	291	291	283	257	97.2	88.3
		Advertising	180	183	171	180	95	98.3
	T.Y.B.com.	Commerce-III	280		272		97	
Export Marketing		170		167		98.2		
	Banking Law & Practice	32		32		100		
2013-14			I	II	I	II	I	II
	F.Y.B.Com	Commerce-I	321	321	264	259	82.2	80.6
			III	IV	III	IV	III	IV
	S.Y.B.Com	Commerce-II	283	283	220	259	77.7	91.5
		Advertising	203	203	191	195	94	96
	T.Y.B.com.	Commerce-III	274	275	270	268	98.5	97.5
Export Marketing		167	163	155	160	92.8	98.1	
	Banking Law & Practice	34	32	32	31	94.1	96.8	



28. Diversity of Students:

Year	Class	Students from other states
2009-10	F.Y.B.Com	05
	S.Y.B.Com.	07
	T.Y.B.com.	15
2010-11	F.Y.B.Com	06
	S.Y.B.Com.	07
	T.Y.B.com.	02
2011-12	F.Y.B.Com	07
	S.Y.B.Com.	01
	T.Y.B.com.	NIL
2012-13	F.Y.B.Com	02
	S.Y.B.Com.	01
	T.Y.B.com.	NIL
2013-14	F.Y.B.Com	03
	S.Y.B.Com.	09
	T.Y.B.com.	03

29. How many students have cleared national and state competitive examinations such as NET, SLET, GATE, Civil services, Defense services, etc.?

Information is not available

30. Student progression

The number of alumni is very large and due to limitation of resources it is not possible to record and track the students' progression in detail.

31. Details of Infrastructural facilities

a. Library:

Institution has a common central library. It has a very good collection of text books as well as reference books. It also provides book bank facility for bright students. There is a separate seating area for teachers and students to sit and study. A good number of journals and magazines related to different subjects of commerce had been subscribed by the library. Free access to online journals for Teachers is available with the help of Infilbnet (N-List).

b. Internet facilities for Staff & Students:

Well equipped computer laboratory with internet facility is available for staff and students.

c. Class rooms with ICT facility:

LCD projectors are available in the college and are provided with entire setting as and when required.

d. Laboratories:

Computer Lab for staff and students is available.



32. Number of students receiving financial assistance from college, University, government or other agencies:

Year	Class	No. of Students
2009-10	F.Y.B.Com.	54
	S.Y.B.Com.	84
	T.Y.B.Com.	54
2010-11	F.Y.B.Com.	83
	S.Y.B.Com.	65
	T.Y.B.Com.	67
2011-12	F.Y.B.Com.	40
	S.Y.B.Com.	65
	T.Y.B.Com.	50
2012-13	F.Y.B.Com.	20
	S.Y.B.Com.	59
	T.Y.B.Com.	65
2013-14	F.Y.B.Com.	30
	S.Y.B.Com.	44
	T.Y.B.Com.	56

- Details on student enrichment programmes (special lectures / workshops / seminar) with external experts:- Nil**
- Teaching methods adopted to improve student learning:**
Apart from chalk and talk, tools such as charts, posters and LCD Projectors are used to make the subject easy and more interesting. In addition, industrial visits are conducted to give practical exposure about the working of industries to the students. PowerPoint presentations are used by the teachers for some topic. Group discussions, question-answer session, and role play are also used to make teaching more interactive.
- Participation in Institutional Social Responsibility (ISR) and Extension activities:**
Being part of the institution the faculties has worked in various committees which are made for smooth running of institution such as attendance, admission, examination, college day, commerce association, IQAC and unfair means committee. The faculty also goes for paper setting, assessment and moderation of university papers.
- SWOC analysis of the department and Future plans:**
 - ♦ **STRENGTH:**
 - ❖ The commerce faculty being in great demand the number of students opting for commerce/Accountancy is large this is motivating & satisfying to the faculty.
 - ❖ Faculties are very dedicated and enthusiastic in helping students to achieve good academic performance. We also encourage our students to participate in sports, cultural and other extra-curricular activities to promote their all-round development.
 - ❖ Department keeps a record of question papers so, that the staff and students can take benefit of this
 - ❖ Systematic division of work, co-operation and team spirit within the department is our strength.
 - ♦ **WEAKNESS:**
 - ❖ The student's teachers' ratio being very large it is difficult to give full justice to all the students.



- ❖ Out of 2 sanctioned posts only 1 post is filled on permanent basis therefore there is no stability and continuity of faculty. As a result the only available faculty has to take care of all the academic and administrative responsibilities of the department.
- ❖ The syllabus of commerce lacks practical approach which makes it less appealing for the students.
- ◆ **OPPORTUNITIES:**
- ❖ We provide our students placement opportunity by insisting our students to appear for tests, interviews conducted by the companies which come for placement to our college. This gives them an opportunity to learn from this experience and face job recruitment in the future. This would help students in getting jobs faster and knowing what job profile is best suitable to their abilities
- ❖ Students seeking admission in foreign University are given full support from our side by giving them necessary testimonials and letter of recommendation.
- ❖ Department in association with Commerce Academy helps in organizing different academic activities which is interesting and helps the students to explore their capabilities.
- ◆ **CHALLENGES:**
- ❖ With the students getting lot of information, academic and otherwise, on the internet. The place of the classroom and college is getting less importance in their life.
- ❖ Many students come from low income group and to support their family they do part time job. This results in low attendance in the class.
- ❖ Mumbai being a very competitive place in terms of job procurement students become very “Marks-Minded” in T.Y.B.Com. They attend private coaching classes in the evening and hence do not attend college regularly and neglect their lectures.
- ❖ The syllabus prescribed by the University of Mumbai is expanding vast for T.Y.B.com and detailed discussion on all topics is very difficult.
- ❖ Availability of more practical and job oriented courses is also threatening as brighter students opt for better courses.
- ◆ **FUTUR PLANS :**
- ◆ To come up with more academic activities for the students so that learning commerce becomes easy, interactive and more interesting.
- ◆ To set up a business lab to give students theoretical and practical outlook.
- ◆ To invite eminent academicians and professionals as guest lecturers.



**EVALUATION REPORT OF THE DEPARTMENT OF FOUNDATION COURSE
(Academic Year- 2009-2014)**

1. **Name of the department:** Foundation Course
2. **Year of Establishment:** June 1965
3. **Names of Programmes / Courses offered:** Under Graduate
4. **Names of Interdisciplinary courses and the departments/units involved:** NIL
5. **Annual/ semester/choice based credit system (Programme wise):**

Class	2009-2010	2010-2011	2011-2012	2012-2013	2013-2014
F.Y.B.Com.	Two term end exams	Two term end exams	CBSGS	CBSGS	CBSGS
F.Y.B.A	Two term end exams	Two term end exams	CBSGS	CBSGS	CBSGS
F.Y.B.Sc.	Two term end exams	Two term end exams	CBSGS	CBSGS	CBSGS
S.Y.B.Com.	Two term end exams	Two term end exams	Two term end exams	CBSGS	CBSGS
S.Y.B.A	Two term end exams	Two term end exams	CBSGS	CBSGS	CBSGS
S.Y.B.Sc.	Two term end exams	Two term end exams	CBSGS	CBSGS	CBSGS

6. **Participation of the department in the courses offered by other departments:** NIL
7. **Courses in collaboration with other universities, industries, foreign institutions, etc.:** NIL
8. **Details of Courses/Programmes discontinued (if any)with reasons:** NIL
9. **Number of teaching posts**

Designation	2009-2010		2010-2011		2011-2012		2012-2013		2013-2014	
	Santi oned	Filled	Santi oned	Filled	Santi oned	Filled	Santi oned	Filled	Santi oned	Filled
Asst.Prof.	01	01	01	01	01	01	01	01	01	01



10. Faculty profile with name, qualification, designation, specialization, (D.Sc./D.Litt. /Ph.D. / M. Phil. etc.) Aided Section:

Year	Name	Qualification	Designation	Specialization	No. of Years of Experience	No. of Ph.D. Students guided for the last 4 years
2009-10	Shri.B.D. Ambhore	M.Sc., M.Phil.	Asst.Prof	Chemistry	16	NIL
	Shri. Sandip Maind	M.Sc., P.hd.	Asst.Prof	Chemistry	04	NIL
	Smt. Priya Mital	M.A., M.Phil, NET.	Asst.Prof	Political Science	05	NIL
	Shri. Deepak Nawale	M.Sc., M.Tech.	Asst.Prof	Chemistry	06	NIL
	Shri. Swapnil Sonwane	M.A,	Asst.Prof	English	01	NIL
2010-11	Smt. R.A. Bhangle	M.Sc	Asso.Prof	Chemistry	23	NIL
	Smt. Priya Mital	M.A., M.Phil, NET	Asst.Prof	Political Science	06	NIL
	Shri. Swapnil Sonwane	M.A.,	Asst.Prof	English	02	NIL
	Ms. Mamta Yadav	M.A, M. Phil	Asst.Prof	Geography	03	NIL
2011-12	Smt. R.A. Bhangle	M.Sc.,	Asso.Prof	Chemistry	24	NIL
	Smt. Priya Mital	M.A., M.Phil, NET.	Asst.Prof	Political Science	07	NIL
	Shri. Swapnil Sonwane	M.A,	Asst.Prof	English	03	NIL
	Ms. Mamta Yadav	M.A, M.Phil	Asst.Prof	EVS	04	NIL
2012-13	Shri. Swapnil Sonwane	M.A	Asst.Prof	English	04	NIL
	Ms. Mamta Yadav	M.A,, M. Phil	Asst.Prof	EVS	05	NIL
	Ms.Anuya Warty	M.A, NET	Asst.Prof	Political Science	01	NIL
2013-14	Shri. Chinmay Khanolkar	M.Sc	Asst.Prof	EVS	04	NIL
	Shri. Kester Perera	M.A	Asst.Prof	Political Science	NIL	NIL



11. List of senior visiting faculty: NIL
12. Percentage of lectures delivered and practical classes handled (Programme-wise) by temporary faculty

2009-2010		2010-2011		2011-2012		2012-2013		2013-2014	
Name of the Teacher	Lectures (%)	Name of the Teacher	Lectures (%)	Name of the Teacher	Lectures (%)	Name of the Teacher	Lectures (%)	Name of the Teacher	Lectures (%)
Shri. B.D.Ambhore	13.33 %	Smt. R.A.Bhargale	13.33 %	Smt. R.A.Bhargale	13.33 %	Shri. Swapnil Sonwane	3.33 %	Shri. Chinmay Khanolkar	26.66 %
Shri. Sandip Maind	13.33 %	Smt. Priya Mital	56.66 %	Smt. Priya Mital	56.66 %	Ms. Mamta Yadav	33.33 %	Shri. Kester Perera	36.66 %
Smt. Priya Mital	56.66 %	Shri. Swapnil Sonwane	3.33 %	Shri. Swapnil Sonwane	3.33 %	Ms. Anuya Warty	63.33 %	Ms. Anjani Pandey	36.66 %
Shri. Deepak Nawale	13.33 %	Ms. Mamta Yadav	26.66 %	Ms. Mamta Yadav	26.66 %				
Shri. Swapnil Sonawane	3.33%								

13. Student -Teacher Ratio (Programme-wise):

2009-2010		2010-2011		2011-2012		2012-2013		2013-2014	
Programme	Student Teacher ratio	Programme	Student Teacher ratio	Programme	Student Teacher ratio	Programme	Student Teacher ratio	Programme	Student Teacher ratio
F.Y.B.Com.	314:5	F.Y.B.Com.	337:4	F.Y.B.Com.	222:4	F.Y.B.Com.	324:3	F.Y.B.Com.	321:3
F.Y.B.A.		F.Y.B.A.		F.Y.B.A.	:4	F.Y.B.A.		F.Y.B.A.	
F.Y.B.Sc.	75:5	F.Y.B.Sc.	96:4	F.Y.B.Sc.	69:4	F.Y.B.Sc.	51:3	F.Y.B.Sc.	57:3
S.Y.B.Com.	299:5	S.Y.B.Com.	302:4	S.Y.B.Com.	300:4	S.Y.B.Com.	289:3	S.Y.B.Com.	283:3
S.Y.B.A.	:	S.Y.B.A.		S.Y.B.A.		S.Y.B.A.		S.Y.B.A.	
S.Y.B.Sc.	63:5	S.Y.B.Sc.	43:4	S.Y.B.Sc.	60:4	S.Y.B.Sc.	50:3	S.Y.B.Sc.	44:3

14. Number of academic support staff (technical) and administrative, staff; sanctioned and filled:- NIL



15. Qualifications of teaching faculty with DSc/ D.Litt/ Ph.D/M.Phil/PG.:

Year	Name	Qualification	Specialization
2009-10	Shri. B.D.Ambhore	M.Sc., M.Phil.	Chemistry
	Shri. Sandip Maind	M.Sc., P.hd.	Chemistry
	Smt. Priya Mital	M.A., M.Phil, NET.	Political Science
	Shri. Deepak Nawale	M.Sc., M.Tech.	Chemistry
	Shri. Swapnil Sonwane	M.A,	English
2010-11	Smt. R.A.Bhangale	M.Sc	Chemistry
	Smt. Priya Mital	M.A., M.Phil, NET	Political Science
	Shri. Swapnil Sonwane	M.A.,	English
	Ms. Mamta Yadav	M.A, M.Phil,	EVS
2011-12	Smt. R.A.Bhangale	M.Sc.,	Chemistry
	Smt. Priya Mital	M.A., M.Phil, NET.	Political Science
	Shri. Swapnil Sonwane	M.A,	English
	Ms. Mamta Yadav	M.A., M.Phil,	EVS
2012-13	Shri. Swapnil Sonwane	M.A	English
	Ms. Mamta Yadav	M.A, M.Phil,	EVS
	Ms.Anuya Warty	M.A,NET	Political Science
2013-14	Shri. Chinmay Khanolkar	M.Sc	EVS
	Shri. Kester Perera	M.A	Political Science
	Ms.Anjani Pandey	M.A.	Political Science

16. Number of faculty with ongoing projects from a) National b) International funding agencies and grants received: NIL.
17. Departmental projects funded by DST-FIST; UGC, DBT,ICSSR, etc. and total grants received: NIL
18. Research Centre /facility recognized by the University: NIL
19. Publications: NIL
20. Areas of consultancy and income generated: NIL
21. Faculty as members in
A) National Committee: NIL
B) International Committee: NIL
C) Editorial Boards: NIL
22. Student projects
a. Percentage of students who have done in-house projects including inter departmental/programme:
Around 100% students participate and submit assignments and projects every year, as part of the curriculum
- b. Percentage of students placed for projects in organizations outside the institution i.e.in Research laboratories/Industry/other agencies: NIL
23. Awards/ Recognitions received by faculty and students: NIL



24. List of eminent academicians and scientists / visitors to the department: NIL
 25. Seminars/ Conferences/Workshops organized & the source of funding: NIL
 26. Student profile programme/course wise:

Year	Course	Male	Female	Total
2009-10	F.Y.B.Com.	154	160	314
	F.Y.B.A.	50	38	88
	F.Y.B.Sc.	57	18	75
	S.Y.B.Com.	162	137	299
	S.Y.B.A.	37	35	72
	S.Y.B.Sc.	36	27	63
2010-11	F.Y.B.Com.	190	147	337
	F.Y.B.A.	36	30	66
	F.Y.B.Sc.	57	39	96
	S.Y.B.Com.	144	158	302
	S.Y.B.A.	29	31	60
	S.Y.B.Sc.	34	9	43
2011-12	F.Y.B.Com.	131	91	222
	F.Y.B.A.	40	30	70
	F.Y.B.Sc.	47	22	69
	S.Y.B.Com.	162	138	300
	S.Y.B.A.	24	25	49
	S.Y.B.Sc.	35	25	60
2012-13	F.Y.B.Com.	192	132	324
	F.Y.B.A.	45	33	78
	F.Y.B.Sc.	38	13	51
	S.Y.B.Com.	153	136	289
	S.Y.B.A.	20	18	38
	S.Y.B.Sc.	30	20	50
2013-14	F.Y.B.Com.	187	134	321
	F.Y.B.A.	27	16	43
	F.Y.B.Sc.	42	15	57
	S.Y.B.Com.	151	132	283
	S.Y.B.A.	27	20	47
	S.Y.B.Sc.	23	21	44



27. Passing Percentage of Students in the academic year 2013-2014 :

Year	Class	Subject	No. of Students Appeared		No. of students passed		Percentage of passing	
			Sem I/III	Sem II/IV	Sem I/III	Sem II/IV	Sem I/III	Sem II/IV
2009-10	F.Y.B.Com	Foundation Course	314		295		93.94%	
	F.Y.BA	Foundation Course	88		65		73.86%	
	F.Y.B.Sc.	Foundation Course	75		58		77.33%	
	S.Y.B.Com	Foundation Course	299		290		96.98%	
	S.Y.BA	Foundation Course	72		68		94.44%	
	S.Y.B.Sc.	Foundation Course	63		54		85.71%	
2010-11	F.Y.B.Com	Foundation Course	337		304		90.20%	
	F.Y.BA	Foundation Course	66		54		81.81%	
	F.Y.B.Sc.	Foundation Course	96		80		83.33%	
	S.Y.B.Com.	Foundation Course	302		291		96.35%	
	S.Y.BA	Foundation Course	60		48		80%	
	S.Y.B.Sc.	Foundation Course	43		41		95.34%	
2011-12	F.Y.B.Com	Foundation Course	336	336	212	298	63.04%	88.69%
	F.Y.BA	Foundation Course	70	77	51	52	72.85%	67.53%
	F.Y.B.Sc.	Foundation Course	62	62	36	44	58.06%	70.96%
	S.Y.B.Com.	Foundation Course	300		252		84.00%	
	S.Y.BA	Foundation Course	49		37		75.51%	
	S.Y.B.Sc.	Foundation Course	60		49		81.66%	
2012-13	F.Y.B.Com	Foundation Course	328	328	203	264	61.89%	80.48%



28. Diversity of Students:

Year	Class	Students from other states
2009-10	F.Y.B.Com	05
	F.Y.BA	03
	F.Y.B.Sc.	05
	S.Y.B.Com.	07
	S.Y.BA	NIL
	S.Y.B.Sc.	NIL
2010-11	F.Y.B.Com	06
	F.Y.BA	02
	F.Y.B.Sc.	03
	S.Y.B.Com.	07
	S.Y.BA	NIL
	S.Y.B.Sc.	NIL
2011-12	F.Y.B.Com	07
	F.Y.BA	
	F.Y.B.Sc.	
	S.Y.B.Com.	01
	S.Y.BA	
	S.Y.B.Sc.	
2012-13	F.Y.B.Com	02
	F.Y.BA	04
	F.Y.B.Sc.	05
	S.Y.B.Com.	01
	S.Y.BA	NIL
	S.Y.B.Sc.	NIL
2013-14	F.Y.B.Com	03
	F.Y.BA	
	F.Y.B.Sc.	
	S.Y.B.Com.	09
	S.Y.BA	
	S.Y.B.Sc.	



29. How many students have cleared national and state competitive examinations such as NET, SLET, GATE, Civil services, Defense services, etc.? NIL
30. **Student progression**
Students go for Post Graduation courses and other Vocational courses, the record for which is not available.
31. **Details of Infrastructural facilities**
- Library:** Book bank facilities are provided to the students.
 - Internet facilities for Staff & Students:** Internet facilities are available in the Computer Laboratory and in the Library.
 - Class rooms with ICT facility:** NIL
 - Laboratories:** NA
32. **Number of students receiving financial assistance from college, University, government or other agencies:**

Year	Class	No. of Students
2009-10	F.Y.B.Com	54
	F.Y.BA	05
	F.Y.B.Sc.	
	S.Y.B.Com.	84
	S.Y.BA	15
	S.Y.B.Sc.	
2010-11	F.Y.B.Com	83
	F.Y.BA	10
	F.Y.B.Sc.	
	S.Y.B.Com.	65
	S.Y.BA	05
	S.Y.B.Sc.	
2011-12	F.Y.B.Com	40
	F.Y.BA	06
	F.Y.B.Sc.	
	S.Y.B.Com.	65
	S.Y.BA	09
	S.Y.B.Sc.	
2012-13	F.Y.B.Com	20
	F.Y.BA	01
	F.Y.B.Sc.	
	S.Y.B.Com.	59
	S.Y.BA	05
	S.Y.B.Sc.	
2013-14	F.Y.B.Com	30
	F.Y.BA	03
	F.Y.B.Sc.	
	S.Y.B.Com.	44
	S.Y.BA	03
	S.Y.B.Sc.	



33. **Details on student enrichment programmes (special lectures / workshops / seminar) with external experts: NIL**

34. **Teaching methods adopted to improve student learning:**

- Apart from chalk and talk, tools such as charts, posters and LCD Projectors are used to make the subject more interesting. Group discussions and role play are also used to make teaching more interactive.

35. **Participation in Institutional Social Responsibility (ISR) and Extension activities:**

- Faculties are the members of various committees.

36. **SWOC analysis of the department and Future plans:**

◆ **STRENGTH:**

- ❖ The commerce faculty being in great demand the number of students opting for commerce/Accountancy is large this is motivating & satisfying to the faculty.
- ❖ Faculty is very dedicated and enthusiastic in helping students achieve good academic performance. We also encourage our students participate in sports, cultural and other extra-curricular activities to promote their all-round development.
- ❖ Systematic division of work, co-operation and team spirit within the department is its strength.

◆ **WEAKNESS:**

- ❖ The student's teachers' ratio being very large it is difficult to give full justice to all the students.
- ❖ The syllabus of commerce lacks practical approach which makes it less appealing for the students.

◆ **OPPORTUNITIES:**

- ❖ We provide our students placement opportunity by insisting our students to appear for tests, interviews conducted by the companies which come for placement to our college. This gives them an opportunity to learn from this experience and face job recruitment in the future. This would help students in getting jobs faster and knowing what job profile is best suitable to their abilities.
- ❖ Students seeking admission in foreign University are given full support from our side by giving them necessary testimonials and letter of recommendation.

◆ **CHALLENGES:**

- ❖ With the students getting lot of information, academic and otherwise, on the internet. The place of the classroom and college is getting less importance in their life.
- ❖ Many students come from low income group and to support their family they do part time job. This also results in low attendance in the class.

FUTUR PLANS:

- To come up with more activities for the students so that learning environment sciences becomes easy and interesting.
- To develop a permanent deck for placement specially for M.Com students.
- To start new courses related to commerce which can give better avenues to the students.



**EVALUATION REPORT OF THE DEPARTMENT OF LAW
(Academic Year- 2009-2014)**

- Name of the department:** Department of Law
- Year of Establishment:** June 1980 Commerce and Accountancy Departments (Combined) & June 1989 (separate department status)
- Names of Programmes / Courses offered:** B.Com.
- Names of Interdisciplinary courses and the departments/units involved:** Commerce, Management and Accountancy.
- Annual/ semester/choice based credit system (Programme wise):**

Class	2009-2010	2010-2011	2011-2012	2012-2013	2013-2014
F.Y.B. Com	Two term end exams	Two term end exams	CBSGS	CBSGS	CBSGS
S.Y.B. Com	Two term end exams	Two term end exams	Two term end exams	CBSGS	CBSGS
T.Y.B. Com	Annual exams	Annual exams	Annual exams	Annual exams	CBSGS

- Participation of the department in the courses offered by other departments:** Nil
- Courses in collaboration with other universities, industries, foreign institutions, etc.:** Nil
- Details of Courses/Programmes discontinued (if any)with reasons:** Nil
- Number of teaching posts**

Designation	2009-2010		2010-2011		2011-2012		2012-2013		2013-2014	
	Sancti- oned	Filled	Sancti- oned	Filled	Sancti- oned	Filled	Sancti- oned	Filled	Sancti- oned	Filled
Assistant Professor (On Contract)	01	01	01	01	01	01	01	01	01	01

- Faculty profile with name, qualification, designation, specialization, (D.Sc./D.Litt. /Ph.D. / M. Phil. etc.,) Aided Section:**

Year	Name	Qualification	Designation	Specialization	No. of years of experience	No. of Ph.D. students guided
2009-10	Rubina Kazi	B.A. L.L.B.	Asst. Prof.	Law	Not Available	Nil
2010-11	Sanjeev Rapallo	M.Com. L.L.B.	Asst. Prof.	Law	Not Available	Nil
2011-12	Deepali Jawale	B.S.L. L.L.M.	Asst. Prof.	Law	Not Available	Nil
2012-13	Pallavi Mulajkar	B.A. L.L.M.	Asst. Prof.	Business Law	Not Available	Nil
2013-14	Hita Jani	B.Sc. L.L.M.	Asst. Prof.	Business Law & Environmental Law	4 years	Nil



11. List of senior visiting faculty: Nil
12. Percentage of lectures delivered and practical classes handled (Programme-wise) by temporary faculty

Year	Programme	Name of teacher	Lectures (Percentage)
2009-10	S. Y. B.Com.	Rubina Kazi	12 (100%)
2010-11	S. Y. B.Com.	Sanjeev Rapallo	12 (100%)
2011-12	S. Y. B.Com.	Deepali Jawale	12 (100%)
2012-13	S. Y. B.Com.	Pallavi Mulajkar	12 (100%)
2013-14	S. Y. B.Com.	Hita Jani	12 (100%)

13. Student -Teacher Ratio (Programme-wise):

Year	Programme	Student-Teacher Ratio
2009-2010	S.Y.B.Com.	299:1
2010-2011	S.Y.B.Com.	302:1
2011-2012	S.Y.B.Com.	300:1
2012-2013	S.Y.B.Com.	289:1
2013-2014	S.Y.B.Com.	283:1

(Note: In FY/SY/TY B.Com. classes the student strength is approximately 300 students each. The above ratio has been calculated based on the number of Full Time faculty appointed during the year.)

14. Number of academic support staff (technical) and administrative, staff; sanctioned and filled: Nil.
15. Qualifications of teaching faculty with DSc/ D.Litt/ Ph.D/M.Phil/PG.:

Year	Name	Qualification	Specialization
2009-10	Rubina Kazi	B.A. L.L.B.	Law
2010-11	Sanjeev Rapallo	M.Com. L.L.B.	Law
2011-12	Deepali Jawale	B.S.L. L.L.M.	Law
2012-13	Pallavi Mulajkar	B.A. L.L.M.	Business law
2013-14	Hita Jani	B.Sc. L.L.M.	Business law & Environmental Law

16. Number of faculty with ongoing projects from a) National b) International funding agencies and grants received: Nil.
17. Departmental projects funded by DST-FIST; UGC, DBT,ICSSR, etc. and total grants received: Nil.
18. Research Centre /facility recognized by the University: Nil.
19. Publications: Nil
20. Areas of consultancy and income generated: Nil
21. Faculty as members in
- A) National Committee: Nil
- B) International Committee: Nil
- C) Editorial Boards: Nil
22. Student projects
- a. Percentage of students who have done in-house projects including inter departmental/programme: As part of the examination system S.Y.B.Com. students were assigned projects from 2012-13 onwards.
- b. Percentage of students placed for projects in organizations outside the institution



i.e. in Research laboratories/Industry/other agencies: Nil

23. Awards/ Recognitions received by faculty and students: Nil
 24. List of eminent academicians and scientists / visitors to the department: Nil
 25. Seminars/ Conferences/Workshops organized & the source of funding: Nil
 26. Student profile programme/course wise:

Year	Course	Male	Female	Total
2009-10	S.Y.B.Com. (Business Law)	162	137	299
2010-11	S.Y.B.Com. (Business Law)	144	158	302
2011-12	S.Y.B.Com. (Business Law)	174	126	300
2012-13	S.Y.B.Com. (Business Law)	153	136	289
2013-14	S.Y.B.Com. (Business Law)	151	132	283

27. Passing Percentage of Students in the academic year 2013-2014 :

Year	Class	Subject	No. of students appeared	No. of students passed	Passing percentage
2009-10	S.Y.B.Com.	Business Law	299	294	98%
2010-11	S.Y.B.Com.	Business Law	302	229	76%
2011-12	S.Y.B.Com.	Business Law	300	287	96%
2012-13	S.Y.B.Com.	Business Law	289	Sem III- 229 Sem IV- 245	Sem III-79% Sem IV-85%
2013-14	S.Y.B.Com.	Business Law	283	Sem III-205 Sem IV- 234	Sem III-72% Sem IV- 83%

28. Diversity of Students:

Class	YEAR (Students from other States)				
	2009-10	2010-11	2011-12	2012-13	2013-14
F.Y.B.Com	05	06	07	02	03
S.Y.B.Com.	07	07	01	01	09
T.Y.B.Com.	15	02	Nil	Nil	03

29. How many students have cleared national and state competitive examinations such as NET, SLET, GATE, Civil services, Defense services, etc.?: Information is not available.
30. Student progression:
 Large number of our students pursues Post-Graduation/ professional studies as they do not hail from business/ industrial family groups. As the number of alumni becomes very large it is not possible to record and track the students' progression in detail.
31. Details of Infrastructural facilities
- Library:** A very well equipped library is accessible to staff and students.
 Inflibnet (N-List): Free access to online journals for Teachers.
 - Internet facilities for Staff & Students:** This is available in the common Computer Labs.



- c. **Class rooms with ICT facility:** LCD Projector is available in the college. When any faculty wants to use it they set it up in the classroom and connect it to a laptop and display on the wall.
- d. **Laboratories:** A well equipped Computer Lab. Is available.
32. **Number of students receiving financial assistance from college, University, government or other agencies:**

Class	YEAR (No. of Students)				
	2009-10	2010-11	2011-12	2012-13	2013-14
F.Y.B.Com	54	83	40	20	30
S.Y.B.Com.	84	65	65	59	44
S.Y.B.A.	04	03	08	02	01
T.Y.B.Com.	54	67	50	65	56

33. **Details on student enrichment programmes (special lectures / workshops / seminar) with external experts:** Nil
34. **Teaching methods adopted to improve student learning:**
- ◆ Discussion on recent cases from newspapers.
 - ◆ Daily 5 to 6 minutes are spent in classes for discussing or revising the topic covered in the previous lecture.
 - ◆ Group discussion in the classroom.
 - ◆ Special attention is given to slow learners and advanced learners.
35. **Participation in Institutional Social Responsibility (ISR) and Extension activities:** Nil
36. **SWOC analysis of the department and Future plans:**
- **STRENGTH:**
 - ◆ Faculty is very dedicated and enthusiastic in helping students achieve good academic performance. We also encourage our students participate in sports, cultural and other extra-curricular activities to promote their all-round development.
 - ◆ All question papers of F.Y, S.Y, and T.Y.B. Com. for more than 10 years are available in the department so, that the staff and students can take benefit and this
 - **WEAKNESS:**
 - ◆ Since there is only one post in the Department which is filled on Contract basis, there is no stability and continuity of faculty for the lectures.
 - ◆ Since the student-teacher ratio is very large it is difficult to give full justice to all the students.
 - **OPPORTUNITIES:**
 - ◆ After completing B.Com. the students can pursue their studies in Law.
 - **CHALLENGES:**
 - ◆ With the students getting lot of information, academic and otherwise, on the internet. The place of the classroom and college is getting less importance in their life.
 - ◆ Mumbai being a very competitive place in terms of job procurement students become very "Marks-Minded". They attend private coaching classes in the evening and hence do not attend college regularly and neglect their lectures.
 - ◆ The syllabus prescribed by the University of Mumbai is expanding vast for S.Y.B.Com and detailed discussion on all topics is very difficult.
 - **FUTURE PLANS :**
 - ◆ To encourage students to take Law as a profession after their graduation.



**EVALUATION REPORT OF THE DEPARTMENT (PROGRAMME) OF B.M.S.
(Academic Year- 2009-2014)**

1. **Name of the department: Bachelor of Management Studies (B. M. S.)**
2. **Year of Establishment: 1999 - 2000**
3. **Names of Programmes / Courses offered”: Bachelor of Management Studies**
4. **Names of Interdisciplinary courses and the departments/units involved: NIL**
5. **Annual/ semester/choice based credit system (Programme wise):**

Class	2009-2010	2010-2011	2011-2012	2012-2013	2013-2014
F.Y.B.M.S.	Two Semester end exams	Two Semester end exams	CBSGS with Two Semester end exams	CBSGS with Two Semester end exams	CBSGS with Two Semester end exams
S.Y.B.M.S.	Two Semester end exams	Two Semester end exams	Two Semester end exams	CBSGS with Two Semester end exams	CBSGS with Two Semester end exams
T.Y.B.M.S.	Two Semester end exams	Two Semester end exams	Two Semester end exams	Two Semester end exams	CBSGS with Two Semester end exams

6. **Participation of the department in the courses offered by other departments: - Some faculty members also teach some courses under the B.Com. and B.Com. (A & F) Programme.**
7. **Courses in collaboration with other universities, industries, foreign institutions, etc.: NIL**
8. **Details of Courses/Programmes discontinued (if any)with reasons: NIL**
9. **Number of teaching posts**

Designation	2009-2010		2010-2011		2011-2012		2012-2013		2013-2014	
	Sancti oned	Filled	Sancti oned	Filled	Sancti oned	Filled	Sancti oned	Filled	Sancti oned	Filled
Lecturer	03	01	03	01						
Assistant Professor					03	02	03	02	03	02

10. **Faculty profile with name, qualification, designation, specialization, (D.Sc./D.Litt. /Ph.D. / M. Phil. etc.,) Aided Section:
Not Applicable as B.M.S. is un aided (Self Financing) Course.**
11. **List of senior visiting faculty: NIL**
12. **Percentage of lectures delivered and practical classes handled (Programme-wise) by temporary faculty – All B.M.S. Faculty are temporary faculty. So 100 percent of lectures were delivered and practical classes were handled (Programme-wise) by temporary faculty from AcademicYear 2009 – 2010 to AcademicYear 2013 – 2014.**



13. Student -Teacher Ratio (Programme-wise):

Year	Programme	Student-Teacher Ratio
2009-2010	B.M.S..	180 : 1
2010-2011	B.M.S	180: 1
2011-2012	B.M.S	90 : 1
2012-2013	B.M.S	90 : 1
2013-2014	B.M.S	90 : 1

14. Number of academic support staff (technical) and administrative, staff; sanctioned and filled: - NIL

15. Qualifications of teaching faculty with DSc/ D.Litt/ Ph.D/M

Year	Name	Qualification	Specialization
2009-10	Vikram Shrotri	M.Phil. in Management, M.M.S., B.E. (Electronics)	Operations Management
2010-11	Vikram Shrotri	M.Phil. in Management, M.M.S., B.E. (Electronics)	Operations Management
2011-12	Vikram Shrotri	M.Phil. in Management, M.M.S., B.E. (Electronics)	Operations Management
	Amruta Deshpande	M.B.A. (H.R.), B.Sc. (Chemistry)	Human Resource Management
2012-13	Vikram Shrotri	M.Phil. in Management, M.M.S., B.E. (Electronics)	Operations Management
	Amruta Deshpande	M.B.A. (H.R.), B.Sc. (Chemistry)	Human Resource Management
2013-14	Vikram Shrotri	M.Phil. in Management, M.M.S., B.E. (Electronics)	Operations Management
	Amruta Deshpande	M.B.A. (H.R.), B.Sc. (Chemistry)	Human Resource Management

16. Number of faculty with ongoing projects from a) National b) International funding agencies and grants received: - NIL

17. Departmental projects funded by DST-FIST; UGC, DBT,ICSSR, etc. and total grants received: - NIL



18. **Research Centre /facility recognized by the University: - NIL**
19. **Publications: NIL**
20. **Areas of consultancy and income generated: NIL**
21. **Faculty as members in**
 A) National Committee - NIL
 B) International Committee - NIL
 C) Editorial Boards - NIL
22. **Student projects**
 a. **Percentage of students who have done in-house projects including inter departmental/programme:**
 As a part of the examination system F.Y.B.M.S. , S.Y.B.M.S. and T..Y.B.M.S. students were assigned projects from 2009 -2010 to 2013-2014 in different subjects. T.Y.B.M.S. students have a separate Subject of Projects in V th Semester. Students often collect Primary Data through field visits along with Secondary Data. These Projects are prepared in detail and evaluated by External Examiners who also come and conduct Project Viva Voce.
- b. **Percentage of students placed for projects in organizations outside the institution i.e.in Research laboratories/Industry/other agencies: NIL**
23. **Awards/ Recognitions received by faculty and students:- NIL**
24. **List of eminent academicians and scientists / visitors to the department:**
 In 2011 – 2012, Mrs Anci Jose, Principal of Nagindas Khandwala College visited the department for Local Inquiry Committee along with other 2 teaching members.
25. **Seminars/ Conferences/Workshops organized & the source of funding:**

Year	Seminar	Seminar Details	Source of Funding
2009-2010	Seminar for T.Y.B.M.S..	Dr. Steephan Knapp (President of Vedic Friends Association) conducted one day Seminar on 24 / 09 / 2009 on “The Making of a Corporate Athlete”.	Not Applicable as it was organized in College
	Intercollegiate B.M.S Students Seminar	Communique 2010 was organized on 30 / 08 / 2010. Resorce Speakers were : 1 Prof. Rita Rangnekar – IBS Mumbai 2. Prof. Ravindra Khedkar – ICFAI 3.Prof. Priti Shirodkar – MET Institute 4. Mr. Rishi Darda – CMD - Lokmat	Sponsors
2010-2011	Intercollegiate B.M.S Students Seminar	Communique 2011 was organized on 11 / 08 / 2011. Resorce Speakers were : 1 Mr. Mayur Nandu – Director World Human development Centre at Dadar) 2. Prof. Rita Rangnekar – IBS Mumbai 3.Prof. Vikram Shrotri – Assistant Professor – Bharatiya Vidya Bhavan’s H. Somani College	Sponsors



26. Student profile programme/course wise:

Year	Course	Male	Female	Total
2009-10	FYBMS	34	26	60
	SYBMS	29	29	58
	TYBMS	30	25	55
2010-11	FYBMS	35	22	57
	SYBMS	21	22	43
	TYBMS	26	28	54
2011-12	FYBMS	31	29	60
	SYBMS	38	19	57
	TYBMS	19	21	40
2012-13	FYBMS	28	32	60
	SYBMS	32	38	60
	TYBMS	38	18	56
2013-14	FYBMS	29	27	56
	SYBMS	26	29	55
	TYBMS	28	29	57



27. Passing Percentage of Students (Academic year 2009 – 2010 to 2013-2014) :

		F.Y. BMS Sem. II							F.Y. BMS Sem. I							CLASS			
		Env Mg mt	rint to Co st	Bu si Ma ths	M. Ec o- I	C.A .B.	Ind La w	Bu si En v	Intr to Comp	P. O. M	Bu si Co m	BI /B usi Sta	Busi Law Int	ro to Fin Ac	F.H .S.	SUBJECT			
															No. of Students Appeared	No. of Students Passed	Percentage of Passing	2009-10	
															No. of Students Appeared	No. of Students Passed	Percentage of Passing	2010-11	
															No. of Students Appeared	No. of Students Passed	Percentage of Passing	2011-12	
															No. of Students Appeared	No. of Students Passed	Percentage of Passing	2012-13	
															No. of Students Appeared	No. of Students Passed	Percentage of Passing	2013-14	
		58	58	58	58	58	58	58	58	58	58	58	58	58	58	58	58	58	58
		58	58	58	58	58	58	58	53	53	57	28	40	49	58	49	58	58	58
		100	100	100	100	100	100	91.4	91.4	91.4	98.3	68.9	84.48	100	84.48	100	100	100	100
		58	58	58	58	58	58	58	58	58	58	58	58	58	58	58	58	58	58
		58	52	36	53	53	57	53	57	54	56	36	48	48	48	48	48	48	48
		100	89.7	62.07	91.4	91.4	98.3	91.4	93.1	96.5	62.06	82.8	82.8	82.8	82.8	82.8	82.8	82.8	82.8
		57	57	57	57	57	57	57	60	60	60	60	60	60	60	60	60	60	60
		57	54	37	55	54	53	50	55	56	58	35	57	56	56	57	57	57	57
		100	94.7	64.9	86.4	94.7	92.9	87.7	93.3	96.7	58.3	95	93.3	95	93.3	95	95	95	95
		59	59	59	59	59	59	59	59	59	59	59	59	59	59	59	59	59	59
		56	48	20	56	53	32	52	49	51	53	25	45	48	48	50	50	50	50
		94.9	81.4	33.3	94.9	89.8	54.2	88.1	83	86.4	89.8	42.4	76.3	81.4	81.4	84.75	84.75	84.75	84.75
		55	55	55	55	55	55	55	56	56	56	56	56	56	56	56	56	56	56
		50	54	37	54	47	45	47	49	47	35	38	37	53	53	53	53	53	53
		90.9	98.2	67.3	98.2	85.5	81.8	85.5	87.5	83.9	62.5	67.9	66	94.6	94.6	94.6	94.6	94.6	94.6



S.Y. B.M.S Sem. IV				S.Y. B.M.S Sem. III							CLASS			
P.R.M	R M in Busi	Coop & R M / Co Mgmt	E I P & Doc	D & I Taxes	PQM	Str. Mgmt	Prod & M M	B.A.in B & I	Mktg Mgmt	M. Eco - II	Mgmt Acc	SUBJECT		
												No. of Students Appeared	No. of Students Passed	Percentage of Passing
55	55	55	55	55	55	57	57	57	57	57	57	57	56	98.2
55	55	55	55	55	54	55	44	55	52	55	56	56	56	98.2
100	100	100	100	100	98.2	96.5	77.2	96.5	91.2	96.5	98.2	98.2	98.2	98.2
41	41	41	41	41	41	41	41	41	41	41	41	41	41	41
41	41	38	41	40	33	39	35	40	41	39	40	40	40	40
100	100	92.7	100	97.6	80.4	95.1	85.4	97.6	100	95.1	97.6	97.6	97.6	97.6
60	60	60	60	60	60	60	60	60	60	60	60	60	60	60
60	60	60	60	60	57	57	52	58	60	58	58	58	58	58
100	100	100	100	100	95	95	86.7	96.7	100	96.7	96.7	96.7	96.7	96.7
59	59	59	59	59	59	59	59	59	59	59	59	59	59	59
59	59	55	59	56	51	56	42	54	48	59	57	57	57	57
100	100	93.2	100	94.9	86.4	94.9	71.2	91.5	81.3	100	96.6	96.6	96.6	96.6
55	55	55	55	55	55	55	55	55	55	55	55	55	55	55
51	51	47	52	52	47	48	39	54	45	45	42	42	42	42
92.7	92.7	85.5	94.5	94.5	85.5	87.3	70.9	98.2	81.8	81.8	76.4	76.4	76.4	76.4



T.Y. B.M.S Sem. V												CLASS										
T.Y. B.M.S Sem. VI												SUBJECT										
SSF	SSM	Mktg Res	IAPM	Retail Mgmt	Int Fin	Int Mktg	IMT P	QM B II / OR	Entre	Mg of Co op	Rural Mktg	Prj W	Sp S Fin	Sp S Mktg	BE & CSR	Logi & SCM	Fin Mgt	Serv SM	HR M	2009-10		
																				No. of Students Appeared	No. of Students Passed	Percentage of Passing
2010-11																						
2011-12																						
2012-13																						
2013-14																						
03	53	56	56	56	56	---	56	56	56	55	55	55	---	---	55	55	55	55	55	55	55	
02	53	56	---	---	54	---	56	54	56	55	55	55	---	---	55	54	55	54	55	55	55	
66.7	100	100	---	---	96.4	100	96.4	100	100	10	100	100	---	---	100	98.2	100	98.2	100	98.2	100	
---	---	---	07	47	54	54	54	54	54	---	---	53	20	33	53	53	53	53	53	53	53	
---	---	---	07	46	53	52	49	51	51	---	---	53	15	33	53	53	49	53	51	51	51	
---	---	---	10	97.9	98.14	96.3	90.8	94.4	94.4	---	---	100	75	100	100	92.5	92.5	100	96.2	96.2	96.2	
---	---	---	08	34	42	42	42	42	42	---	---	41	07	34	41	41	41	41	41	41	41	
---	---	---	08	33	41	41	36	42	42	---	---	41	07	31	41	38	32	40	41	41	41	
---	---	---	10	97	97.6	97.6	86.7	100	100	---	---	100	100	91.17	100	92.7	78.04	97.6	100	100	100	
---	---	---	35	24	59	59	59	59	59	---	---	57	29	28	57	57	57	57	57	57	57	
---	---	---	35	23	57	58	53	59	59	---	---	57	26	25	54	52	52	53	55	55	55	
---	---	---	10	95.8	96.6	98.3	94.6	100	100	---	---	100	89.7	89.3	98.2	91.2	91.2	92.9	96.4	96.4	96.4	
---	---	---	57	57	57	57	57	57	57	---	---	57	30	27	57	57	57	57	57	57	57	
---	---	---	54	55	55	55	51	55	55	---	---	56	29	25	55	53	29	55	53	53	53	
---	---	---	94.73	96.5	96.5	96.5	89.5	96.5	96.5	---	---	98.2	96.7	93.6	96.5	92.9	50.8	96.5	92.9	92.9	92.9	



28. Diversity of Students:

Year	Class	Students from other states
2009-10	FYBMS	02
	SYBMS	NIL
	TYBMS	NIL
2010-11	FYBMS	01
	SYBMS	NIL
	TYBMS	NIL
2011-12	FYBMS	NIL
	SYBMS	NIL
	TYBMS	NIL
2012-13	FYBMS	02
	SYBMS	NIL
	TYBMS	NIL
2013-14	FYBMS	03
	SYBMS	NIL
	TYBMS	NIL

29. How many students have cleared national and state competitive examinations such as NET, SLET, GATE, Civil services, Defense services, etc.?

Information is not available

30. Student progression

Large number of our students pursue Post-Graduation / professional studies. There is no tracking system for student's progression once they leave college. .

31. Details of Infrastructural facilities

a. **Library:** Book bank facility is provided for students.

Inflibnet (N-List): Free access to online journals for Teachers.

Record of books purchased in the last five years for the department is as follows-

Name of the Department: BMS

Total No. of Books in the Library: 1885

No. of Books purchased in the library for the last five years

Year	No. of Books		Expenditure(Rs.)	
	Reference Books	Text Books	Reference Books	Text Books
2013-2014	21	52	12344.00	5200.00
2012-2013	34	----	27281.75	----
2011-2012	----	190	----	36431.00
2010-2011	14	175	16771.00	19634.00
2009-2010	40	----	36184.30	----

b. Internet facilities for Staff & Students:

Well equipped computer laboratory with internet facility is available for staff and students.

c. Class rooms with ICT facility:



LCD projectors are available in the college and are provided with entire setting as and when required.

Laboratories: Computer Lab for staff and BMS students is available.

32. **Number of students receiving financial assistance from college, University, government or other agencies:**

Year	Class	No. of Students
2009-10	FYBMS	12
	SYBMS	10
	TYBMS	05
2010-11	FYBMS	11
	SYBMS	09
	TYBMS	10
2011-12	FYBMS	10
	SYBMS	05
	TYBMS	04
2012-13	FYBMS	10
	SYBMS	09
	TYBMS	02
2013-14	FYBMS	06
	SYBMS	09
	TYBMS	12

33. **Details on student enrichment programmes (special lectures / workshops / seminar) with external experts: - NIL**

34. **Teaching methods adopted to improve student learning:**

Apart from chalk and talk, tools such as charts, posters and LCD Projectors are used to make the subject easy and more interesting. In addition, industrial visits are conducted to give practical exposure about the working of industries to the students. Powerpoint presentations are used by the teachers for some topics. Group discussions, question-answer session, and role play are also used to make teaching more interactive

35. **Participation in Institutional Social Responsibility (ISR) and Extension activities:**

Being part of the institution the faculty has worked in various committees which are made for smooth running of institution such as Attendance, Admission, Examination, College Day, Commerce Association, IQAC and Unfair Means Committee.

36. **SWOC analysis of the department and Future plans:**

STRENGTHS

- ❖ BMS is the preferred choice of students desiring to pursue MBA after graduation. This Program gives students a good foundation in this direction.
- ❖ Faculty is very dedicated and enthusiastic in helping students achieve good academic performance. We also encourage our students to participate in sports, cultural and other extra-curricular activities to promote their all-round development.
- ❖ Systematic division of work, co-operation from Visiting Faculty and team spirit within the department is its strength.
- ❖ Field Projects are given to Students as a part of Internal examinations in many subjects. So Students are exposed to practical knowledge along with theoretical knowledge.
- ❖ Many visiting Faculties are highly experienced in their respective field as well as Full Time



Faculties are also having Industrial experience.

- ❖ B.M.S. Department organises Industrial Visit every year to give students practical experience.
- ◆ **WEAKNESS:**
- ❖ The students-teachers ratio being very large it is difficult to give full justice to all the students.
- ❖ Out of 3 sanctioned posts only 1 post or 2 posts are filled on temporary basis. Therefore there is no job stability and continuity for visiting as well as for Full time faculties for the next academic year. As a result the only available Full Time Faculty who are working on Contract and temporary basis have to take care of a lot of administrative and other college related duties..
- ◆ **OPPORTUNITIES:**
- ❖ We provide our students placement opportunity by insisting our students to appear for tests, interviews conducted by the companies which come for placement to our college. This gives them an opportunity to learn from this experience and face job recruitment in the future. This would help students in getting jobs faster and knowing what job profile is best suitable to their abilities
- ❖ Students seeking admission to any foreign University are given full support from our side by giving them necessary testimonials and Letters of Recommendation.
- ❖ BMS students work as volunteers for BMS departmental events as well as for College events. This helps the BMS students to explore their capabilities. The College student General Secretary post was held by BMS students 2 years continuously. (Academic Year 2012 – 2013 and 2013 – 2014)
- ❖ The College has opportunity to start second division of B.M.S. if the required number of classrooms are made available.
- ◆ **CHALLENGES:**
- ❖ With the students getting lot of information, academic and otherwise, on the internet, the place of the classroom and college is getting less importance in their life.
- ❖ The syllabus prescribed by the University of Mumbai is expanding vast for F.Y.B.M.S. / S.Y.B.M.S. / T.Y.B.M.S. and detailed discussion on all topics is very difficult.
- ❖ Availability of more practical and job oriented courses is also threatening as brighter students opt for courses.
- ◆ **FUTURE PLANS:**
- To come up with more activities for the B.M.S. students so that learning becomes easy, interactive and more interesting.



**EVALUATION REPORT OF THE DEPARTMENT (PROGRAMME)
OF B.Com (A&F) (Academic Year- 2009-2014)**

- Name of the department: Bachelor of Commerce (Accounting and Finance) – (B.A.F)**
- Year of Establishment: 2004 -2005**
- Names of Programmes / Courses offered : Bachelor of Commerce (Accounting & Finance)**
- Names of Interdisciplinary courses and the departments/units involved: NIL**
- Annual/ semester/choice based credit system (Programme wise):**

Class	2009-2010	2010-2011	2011-2012	2012-2013	2013-2014
F.Y.B.A.F.	Two Semester end exams	Two Semester end exams	CBSGS with Two Semester end exams	CBSGS with Two Semester end exams	CBSGS with Two Semester end exams
S.Y.B.A.F.	Two Semester end exams	Two Semester end exams	Two Semester end exams	CBSGS with Two Semester end exams	CBSGS with Two Semester end exams
T.Y.B.A.F.	Two Semester end exams	Two Semester end exams	Two Semester end exams	Two Semester end exams	CBSGS with Two Semester end exams

- Participation of the department in the courses offered by other departments:**
Some faculty members also teach some courses under the B.Com. and B.M.S. Programme.
- Courses in collaboration with other universities, industries, foreign institutions, etc.: NIL**
- Details of Courses/Programmes discontinued (if any)with reasons: NIL**
- Number of teaching posts**

Designation	2009-2010		2010-2011		2011-2012		2012-2013		2013-2014	
	Sancti oned	Filled	Sancti oned		Sancti oned	Filled	Sancti oned	Filled	Sancti oned	Filled
Lecturer	03	02	03	02						
Assistant Professor					03	03	03	04*	Filled 03	03

♦ * - The Full – time faculty also teaches several courses in the BMS programme.

- Faculty profile with name, qualification, designation, specialization, (D.Sc./D.Litt. /Ph.D. / M. Phil. etc.,) Aided Section:**
Not Applicable as B.A.F. is an aided (Self Financing) Course.
- List of senior visiting faculty: NIL**
- Percentage of lectures delivered and practical classes handled (Programme-wise) by temporary faculty** All B.A.F. Faculty are temporary faculty. So 100 percent of lectures were delivered and practical classes were handled (Programme-wise) by temporary faculty from Academic Year 2009 –2010 to Academic Year 2013 –2014.



13. Student -Teacher Ratio (Programme-wise):

Year	Programme	Student-Teacher Ratio
2009-2010	B.A.F..	85 : 1
2010-2011	B.A.F.	90: : 1
2011-2012	B.A.F.	60 : 1
2012-2013	B.A.F.	55 : 1
2013-2014	B.A.F.	58 : 1

14. Number of academic support staff (technical) and administrative, staff; sanctioned and filled: NIL

15. Qualifications of teaching faculty with DSc/ D.Litt/ Ph.D/M.Phil/PG.:

Year	Name	Qualification	Specialization
2009-10	Arvind Panchal	M.Com.	Accountancy
	Jagruti Shukla	M.Com.	Accountancy
2010-11	Arvind Panchal	M.Com.	Accountancy
	Jagruti Shukla	M.Com.	Accountancy
2011-12	Anita Singh	M.Com. UGC NET	Accountancy
	Arun Chandane	M.A. Economics, UGC NET	Economics
	Gaurav Udiyavar	M. Com.	Accountancy
2012-13	Nimisha Tarwala	M.Com. UGC NET	Accountancy
	Arun Chandane	M.A. Economics, UGC NET	Economics
	Atique Dhanse	M.Com.	Management
	Manjula Sharma	M.Com.	Accountancy
2013-14	Nimisha Tarwala	M.Com. UGC NET	Accountancy
	Rajesh Asher	M.Com. UGC NET	Accountancy
	Hozefa Mala	M.Com. UGC NET	Accountancy

16. Number of faculty with ongoing projects from a) National b) International funding agencies and grants received: NIL

17. Departmental projects funded by DST-FIST; UGC, DBT, ICSSR, etc. and total grants received: NIL

18. Research Centre /facility recognized by the University: NIL



19. **Publications: NIL**
20. **Areas of consultancy and income generated: - NIL**
21. **Faculty as members in**
 A) National Committee NIL
 B) International Committee NIL
 C) Editorial Boards NIL
22. **Student projects**
 a. **Percentage of students who have done in-house projects including inter departmental/programme:**
 As a part of the examination system F.Y.B.A.F. , S.Y.B.A.F. and T.Y.B.A.F. students were assigned projects from 2009 -2010 to 2013-2014 in different subjects.
- b. **Percentage of students placed for projects in organizations outside the institution i.e.in Research laboratories/Industry/other agencies: NIL**
23. **Awards/ Recognitions received by faculty and students: - NIL**
24. **List of eminent academicians and scientists / visitors to the department: NIL**
25. **Seminars/ Conferences/Workshops organized & the source of funding: - NIL**
26. **Student profile programme/course wise:**

Year	Course	Male	Female	Total
2009-10	FYBAF	21	36	57
	SYBAF	35	25	60
	TYBAF	20	29	49
2010-11	FYBAF	31	29	60
	SYBAF	20	37	57
	TYBAF	34	20	54
2011-12	FYBAF	31	27	58
	SYBAF	27	30	57
	TYBAF	21	37	58
2012-13	FYBAF	14	40	54
	SYBAF	27	25	52
	TYBAF	26	29	55
2013-14	FYBAF	18	41	59
	SYBAF	15	40	55
	TYBAF	27	25	52



27. Passing Percentage of Students (Academic year 2009 – 2010 to 2013-2014) :

CLASS		F.Y. B.A.F Sem. I							F.Y. B.A.F Sem. II										
SUBJECT	2009-10	2010-11	2011-12	2012-13	2013-14	F.A.- I	C.A.-I	Eco - I	Com m - I	IT - I	B.C.- I	F.C.-I	F.A.- II	Aud - I	F.M. - I	Tax - I	B.L. - I	QMB - I	B.C.-II
	57	57	57	57	57	57	57	57	57	57	57	57	57	57	57	57	57	57	57
	52	57	57	57	57	57	57	57	55	57	57	57	56	57	54	57	56	53	57
	91.2	100	100	100	100	100	100	100	96.5	100	100	100	98.2	100	98.2	100	98.2	92.9	60
	60	60	60	60	60	60	60	60	60	60	60	60	60	60	60	60	60	60	60
	57	58	59	59	59	59	59	58	58	59	48	59	59	56	55	59	58	57	57
	95	96.6	98.3	96.6	96.6	98.3	96.6	96.6	96.6	98.3	80	98.3	98.3	93.3	91.6	98.3	96.6	95	95
	55	55	55	55	55	55	55	57	55	55	55	57	55	55	55	55	55	55	55
	54	55	53	52	53	54	52	53	52	53	53	54	55	53	50	53	55	54	54
	98.2	98.2	96.3	94.5	96.3	94.7	94.5	92.9	94.5	96.3	96.3	94.7	100	96.3	90.9	96.3	100	98.2	98.2
	54	54	54	54	54	54	54	54	54	54	54	54	54	54	54	54	54	54	54
	52	54	51	49	49	53	49	53	49	51	53	53	53	53	54	52	49	54	52
	96.3	100	94.4	90.7	98.1	98.1	90.7	98.1	90.7	94.4	98.1	98.1	98.1	98.1	100	96.3	90.7	100	96.3
	59	59	59	59	59	59	59	59	59	59	59	59	59	59	59	59	59	59	59
	57	55	53	58	57	58	58	56	58	53	55	58	59	59	56	59	45	59	57
	96.6	100	89.8	98.3	93.2	98.3	98.3	94.9	98.3	89.8	93.2	98.3	100	100	94.9	100	76.3	100	96.6



S.Y. B.A.F Sem. III										CLASS																
S.Y. B.A.F Sem. IV										SUBJECT																
QMB -II	I.T. - II	B. L. - III	Comm - II	Tax - II	M A - I	F.A. - IV	F.C. - II	Mgmt - I	B.I. - II	Eco - II	Aud - II	C.A. - II	F.A. - III	No. of Students Appeared	No. of Students Passed	Percentage of Passing	No. of Students Appeared	No. of Students Passed	Percentage of Passing	No. of Students Appeared	No. of Students Passed	Percentage of Passing	No. of Students Appeared	No. of Students Passed	Percentage of Passing	
60	60	60	60	60	60	60	60	60	60	60	60	60	60	60	60	60	60	60	60	60	60	60	60	60	60	2009-10
59	59	59	59	59	59	59	58	57	60	60	60	52	58	60	52	58	60	52	58	60	60	60	52	58	58	2009-10
98.3	98.3	98.3	98.3	98.3	98.3	98.3	96.6	95	100	100	100	86.7	96.6	100	86.7	96.6	100	86.7	96.6	100	100	100	86.7	96.6	96.6	2009-10
57	57	57	57	57	57	57	57	57	57	57	57	57	57	57	57	57	57	57	57	57	57	57	57	57	57	2010-11
57	57	57	57	57	57	57	56	56	57	56	57	57	56	57	57	56	57	57	57	57	57	57	57	57	56	2010-11
100	100	100	100	100	100	100	98.2	98.2	100	98.2	100	100	98.2	100	98.2	100	100	100	100	100	100	100	100	100	98.2	2010-11
57	57	57	57	57	57	57	57	57	57	57	57	57	57	57	57	57	57	57	57	57	57	57	57	57	57	2011-12
55	57	57	57	57	57	57	57	57	57	55	57	57	57	57	57	55	57	57	57	57	57	57	57	57	57	2011-12
96.9	100	100	100	100	100	100	100	100	100	96.5	100	100	100	100	96.5	100	100	100	100	100	100	100	100	100	100	2011-12
52	52	52	52	52	52	52	53	53	53	53	53	53	53	53	53	53	53	53	53	53	53	53	53	53	53	2012-13
45	51	50	51	51	51	51	36	51	50	51	51	51	50	51	51	51	51	51	50	51	51	51	51	50	50	2012-13
86.5	98.1	96.2	98.1	98.1	98.1	98.1	67.9	96.2	94.3	96.2	96.2	96.2	94.3	96.2	96.2	96.2	96.2	94.3	96.2	96.2	96.2	96.2	96.2	94.3	94.3	2012-13
55	55	55	55	55	55	55	55	55	55	55	55	55	55	55	55	55	55	55	55	55	55	55	55	55	55	2013-14
50	54	47	55	46	51	53	55	54	47	52	55	49	54	55	49	54	55	49	54	55	55	55	49	54	54	2013-14
90.9	98.2	85.5	100	83.6	92.7	94.6	100	98.2	85.5	91.2	100	87.5	98.2	100	87.5	98.2	100	87.5	98.2	100	100	100	87.5	98.2	98.2	2013-14



CLASS		T.Y. B.A.F Sem. V										T.Y. B.A.F Sem. VI							
SUBJECT	2009-10	2010-11	2011-12	2012-13	2013-14	F.A. - V	C.A. - III	F.A. - VI	M.A. - II	Tax - III	Eco - III	F.A. - VII	C.A. - IV	Aud. - III	FA - VIII	Tax - IV	Mgmt - II		
																		No. of Students Appeared	No. of Students Passed
						49	49	49	49	49	49	49	49	49	49	49	49	49	
						37	49	49	49	49	49	48	49	43	49	49	49		
						75.5	100	100	100	100	100	97.6	100	87.7	100	100	100		
						60	60	60	60	60	60	60	60	60	60	60	60		
						58	60	56	59	60	60	60	58	60	60	60	60		
						96.7	100	93.3	98.3	100	100	100	96.6	100	100	100	100		
						59	59	59	59	59	59	58	58	58	58	58	58		
						57	59	55	59	58	57	58	58	58	57	58	58		
						96.6	100	93.2	100	98.3	96.6	100	100	100	98.2	100	100		
						55	55	55	55	55	55	56	56	56	56	56	56		
						53	55	53	54	55	54	56	56	56	55	56	55		
						96.4	100	96.4	98.2	100	98.2	100	100	100	98.2	100	100		
						52	52	52	52	52	52	52	52	52	52	52	52		
						48	52	46	50	47	50	47	49	52	49	50	49		
						92.3	100	88.5	96.2	90.4	96.2	90.4	94.2	100	94.2	96.	94.2		
															1				



28. Diversity of Students:

Year	Class	Students from other states
2009-10	FYBAF	Nil
	SYBAF	Nil
	TYBAF	Nil
2010-11	FYBAF	01
	SYBAF	Nil
	TYBAF	Nil
2011-12	FYBAF	02
	SYBAF	Nil
	TYBAF	Nil
2012-13	FYBAF	Nil
	SYBAF	Nil
	TYBAF	Nil
2013-14	FYBAF	Nil
	SYBAF	Nil
	TYBAF	Nil

29. How many students have cleared national and state competitive examinations such as NET, SLET, GATE, Civil services, Defense services, etc.? : NIL

30. Student progression

The B.Com (A & F) course is a stepping stone for those students planning to pursue the Chartered Accountancy course. Several students also take up M.Com (Accountancy) studies. However, no details/records are maintained regarding the specific students' progression.

31. Details of Infrastructural facilities

a. Library:

Name of the Department: B.Com.(A&F)
 Total No. of Books in the Library: 629
 No. of Books purchased in the library for the last five years

Sr. No	Year	No. of Books		Expenditure(Rs.)	
		Reference Books	Text Books	Reference Books	Text Books
1	2013-2014	----	25	----	2636.00
2	2012-2013	12	----	3672.00	----
3	2011-2012	9	66	5310.00	6915.00
4	2010-2011	9	70	2409.00	6894.00
5	2009-2010	34	35	5595.00	4050.00



a. Internet facilities for Staff & Students:

Well equipped computer laboratory with internet facility is available for staff and students.

b. Class rooms with ICT facility:

LCD projectors are available in the college and are provided with entire setting as and when required.

Laboratories: Computer Lab for staff and BAF students is available.

32. Number of students receiving financial assistance from college, University, government or other agencies:

Year	Class	No. of Students
2009-10	FYBAF	18
	SYBAF	08
	TYBAF	03
2010-11	FYBAF	10
	SYBAF	19
	TYBAF	08
2011-12	FYBAF	11
	SYBAF	10
	TYBAF	21
2012-13	FYBAF	16
	SYBAF	13
	TYBAF	10
2013-14	FYBAF	25
	SYBAF	20
	TYBAF	13

33. Details on student enrichment programmes (special lectures / workshops / seminar) with external experts:- NIL

34. Teaching methods adopted to improve student learning:

- ◆ In the earlier years , teachers were using the Overhead Projectors. However, gradually, some of them have started using LCD Projectors/ Powerpoint presentations. This is in addition to the normal chalk and talk method.
- ◆ Accountancy being a practical / problem oriented subject, teachers make the students solve past University question papers and discuss current accounting developments.
- ◆ Students are taken every year on Industrial Visits to give them a practical exposure regarding the working of companies.

35. Participation in Institutional Social Responsibility (ISR) and Extension activities:

Being part of the institution the faculty members have worked on various committees which are made for smooth running of the institution such as Attendance, Admission, Examination, College Day, etc.

36. SWOC analysis of the department and Future plans:

- ❖ Mumbai being the commercial hub , commerce courses are very popular among the students at entry level. The BAF course with its specialisation in Accounting and Finance has gained immense popularity and students have great enthusiasm to learn. This motivates the Faculty also.
- ❖ Faculty is very dedicated and enthusiastic in helping students achieve good academic performance. We also encourage our students participate in sports, cultural and other extra-curricular activities to promote their all-round development.



- ❖ Systematic division of work, co-operation from Visiting Faculty and team spirit within the department is its strength.
- ❖ Some of the Visiting Faculties are practicing Chartered Accountants and they share their practical knowledge which students find interesting and helpful.
- ❖ B.A.F. Department organises Industrial Visit every year to give students a practical insight into the working of the corporates..
- ◆ **WEAKNESS:**
- ❖ All Full-time posts are temporary and hence stability of staff is lacking. This is disadvantageous to the staff.
- ❖ The syllabus of BAF has limited practical approach which makes it less appealing for the students.
- ◆ **OPPORTUNITIES:**
- ❖ We provide our students placement opportunity through companies which come for placement to our college.
- ❖ Students pursuing Chartered Accountancy Course are given the opportunity to register as Articled Clerks with some Chartered Accountant firms.
- ◆ **CHALLENGES:**
- ❖ With the students getting lot of information, academic and otherwise, on the internet, the place of the classroom and college is getting less importance in their life. The Accounting Software “TALLY” being very user friendly, text book knowledge is getting outdated.
- ❖ Many students come from low income group and to support their family they do part time job. This results in low attendance in the class.
- ❖ Mumbai being a very competitive place in terms of job procurement, students in their final years attend private coaching classes in the evening to enhance their academic scores and hence do not attend college regularly and neglect their lectures.
- ❖ The syllabus prescribed by the University of Mumbai is very vast for FYBAF / SYBAF / TYBAF course and detailed discussion on all topics is very difficult.
- ❖ Availability of more practical and job oriented courses is also threatening as brighter students opt for TALLY and the Computer Based Courses..

FUTURE PLANS:

- ◆ To come up with more activities for the students so that learning BAF becomes easy, interactive and more interesting.
- ◆ To co-ordinate more with practising Chartered Accountants who can absorb our students as “Articled Clerks” or as “Accounts Assistants” as a large number of our students come from economically weak families.



Phone: 2369 1136 / 2369 1508 Fax: 2367 5108

E-mail : hazarimalsomani@rediffmail.com

Website : www.chowpattybhavans.com

BHARATIYA VIDYA BHAVAN'S

HAZARIMAL SOMANI COLLEGE OF
ARTS & SCIENCEJAYARAMDAS PATEL COLLEGE OF COMMERCE
& MANAGEMENT STUDIES

· KULAPATI K. M. MUNSHI MARG, CHOWPATTY, MUMBAI - 400 007. (INDIA)

Declaration by the Head of the Institution

I certify that the data included in this Self-study Report (SSR) are true to the best of my knowledge.

The SSR is prepared by the institution after internal discussions and no part thereof has been outsourced.

I am aware that the Peer team will validate the information provided in the SSR during the peer team visit.

M.J. Gupte
Dr.(Smt.) M.J. Gupte
I/c Principal

Date : 6th December, 2014

Place: Mumbai

(Office Seal)





Phone: 2369 1136 / 2369 1508 Fax: 2367 5108
E-mail : hazarimalsomani@rediffmail.com
Website : www.chowpattybhavans.com

BHARATIYA VIDYA BHAVAN'S
HAZARIMAL SOMANI COLLEGE OF ARTS & SCIENCE **JAYARAMDAS PATEL COLLEGE OF COMMERCE & MANAGEMENT STUDIES**

KULAPATI K. M. MUNSHI MARG, CHOWPATTY, MUMBAI - 400 007. (INDIA)

Certificate of Compliance

This is to certify that Bharatiya Vidya Bhavan's Hazarimal Somani College of Arts & Science and Jayaramdas Patel College of Commerce and Management Studies fulfills all the norms:

- 1) Stipulated by the affiliating University and/or
- 2) Regulatory Council/Body (such as UGC, NCTE, AICTE, MCI, DCI, BCI, etc.) and
- 3) The affiliation and recognition (if applicable) is valid as on date.

In case the affiliation and recognition is conditional, then a detailed enclosure with regard to compliance of conditions by the institution will be sent.

It is noted that NAAC's accreditation, if granted, shall stand cancelled automatically, once the institute loses its University affiliation or Recognition by the Regulatory Council, as the case may be.

In case the undertaking submitted by the institution is found to be false then the accreditation given by NAAC is liable to be withdrawn. It is also agreeable that the undertaking given to NAAC will be displayed on the college website.

M.J. Gupte
Dr.(Smt.) M.J. Gupte
I/c Principal

Date : 6th December, 2014

Place : Mumbai

(Office Seal)

